
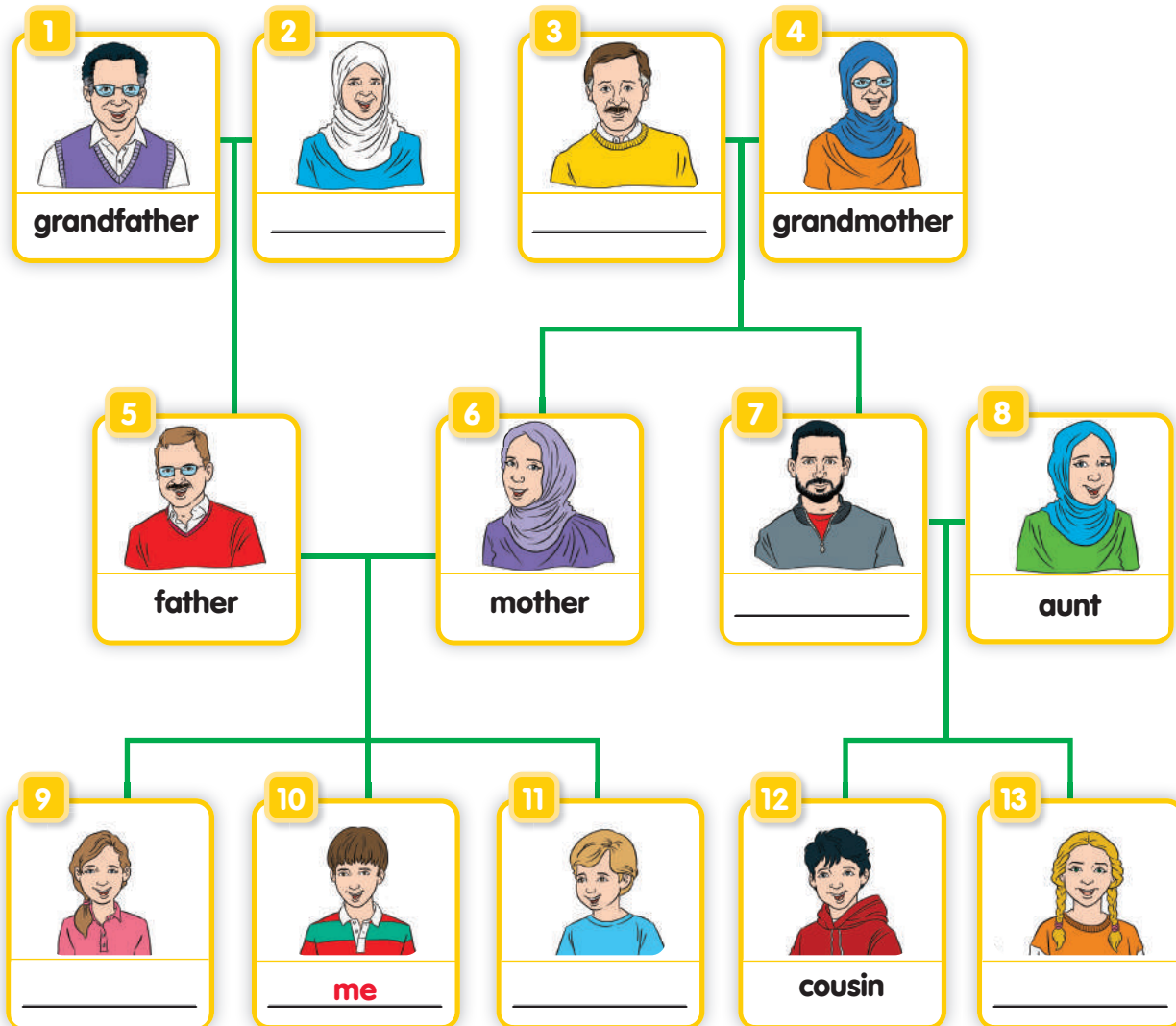


My family

A  Listen, point and say these family words.

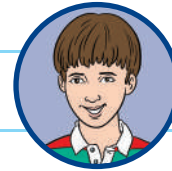
brother cousin grandfather grandmother sister uncle



B   Listen again and write the family words under the correct pictures.

C Read about Wisam's family.

My name's Wisam. I am 12. I have a sister and a brother. My sister's name is Dania. She is older than me – she's 13. My brother's name is Ammar. He's younger than me – he's 6. He has just started school. I have two cousins, Basim and Hiba. They are twins, and they are the same age as I am. We live near to them in Baghdad.



D Ask and answer. Use **How old ...?/How many ...?**



How old is Basim's sister?

He has ...

She's ...







How many cousins does Wisam have?

Let's check!

How old	is	Wisam?	He is ...	
		his sister?	She is ...	
How many	brothers sisters cousins	his brother?	Wisam	have?
		your brother?	he	
		do	she	have?
		do	you	have?

Jobs

A  Look, listen and say.




Our mum is a teacher.

Our dad is an engineer.

B  Write the jobs under the photos.


- engineer
- IT programmer
- farmer
- teacher
- housewife
- shop assistant
- nurse
- bus driver
- waiter
- doctor

C  Listen and say the number of the pictures and the jobs.



1

shop assistant



2

teacher



3

farmer



4

housewife



5

doctor



6

waiter



7

nurse



8

bus driver



9

engineer



10

IT programmer

D  Listen and say.



What's your dad's job?

What's your mum's job?



He's an engineer.



She's a teacher.

Where do they work?

A  Listen, say and match.

Jobs

1

waiter

2

IT programmer

3

engineer

4

housewife

5

doctor/nurse

6

farmer

7

bus driver

8

builder

office

building site

restaurant

roads

hospital


oil refinery

home

farm

Places of work



B  Look, listen and say.

Where does a farmer work?

That's easy! On a farm. Where does a doctor work?

In a hospital. Where does an IT programmer work?

In an office, I think. Who works in an oil refinery?

C Read the Let's check! box. Practise making sentences with a partner.

Let's check!

in

in → a hospital

in → an office

in → a restaurant

in → an oil refinery

on

on → the roads

on → a building site

on → a farm

at

at → home

Our daily routine

A  Listen and read about Wisam's family routine.

My family routine

My mum is a nurse, and my dad works in an office. He's an IT programmer.

He makes computer programs about buildings.

My sister, Dania, and I go to school by bus. We leave home at 7:30. My grandma and grandpa live very near to our house. So, my grandma takes our little brother to school.





My dad drives to work, and he takes our mum to the hospital first. They leave home at 6:45 because it takes more than an hour to get to the hospital and then to the office.



My dad works five days a week, but my mum only works three days a week. When she is not working in the hospital, she is a housewife at home. She has two jobs.



By Wisam

B Work with a partner. Ask and answer the questions.



Where does Wisam's father work?



He works in ...



My favourite job

A  Read and match the sentences to the pictures.

When I grow up, I want ...



- 1 ... to use computers and make programs.
- 2 ... to help people when they are ill.
- 3 ... to work outside and grow things.
- 4 ... to have a job where I meet lots of people.
- 5 ... to work with children and help them learn things.
- 6 ... to drive cars, buses or trucks.
- 7 ... to build things.

Think and discuss

- B**  Listen to what the children want to be when they grow up.



I want to be a/an _____ because ...



I want to be a/an _____ because ...

... I love using computers

... I want to build things

... I want to help young people learn.

... I want to help people when they are ill.

... I like working outside and growing vegetables.

... I like meeting lots of people every day.

... I love driving.

- C** What do you think? Discuss with a partner what you think the three best jobs are.
- D** Discuss with a partner. What do you want to be when you grow up?



I want to be an IT programmer because I love using computers.



I want to be an engineer because I want to build things.

MY MAGAZINE

Two families

A Read about two families.




My name is Han, and I'm Chinese. I live with my mum and dad on our farm. Both of them are farmers, and my grandparents were farmers, too. I have an older cousin. He lives with us and works on the farm. He is very funny. We grow rice and lots of fruit and vegetables, like the cucumbers my cousin is holding in the photo. Rice grows in paddy fields. Can you see the buffalo in the field? Here, the farmer is getting the field ready to plant the rice.





I'm Farah. I live with my family in Baghdad. My father is a pilot, and he flies planes for Iraqi Airways. My mother is a housewife now, but she was a nurse. This is my family having lunch. You can see my mum and dad, my big brother and my little sister and my grandfather. My grandfather is at the top of the table. Here is a photo in the cockpit of my dad's plane. He and the co-pilot are getting ready to leave Dubai. This photo is at the airport in London. You can see my grandmother, my mother and my aunt with their bags ready to check in.




B  Listen to the children talking about their families.

Check my understanding

A  Read 'Two families' again and tick (✓) **Yes** or **No**.

- 1 Han is from China.
- 2 His family are farmers.
- 3 Farah is Han's cousin.
- 4 Farah's mother is a nurse.
- 5 Farah has a brother and sister.
- 6 Farah's father lives in Dubai.
- 7 A pilot sits in the cockpit of a plane.

Yes**No**

B  Use the pronouns in the box to complete the sentences.

Remember to use
a capital letter after
a full stop.

he (x2)

it (x2)

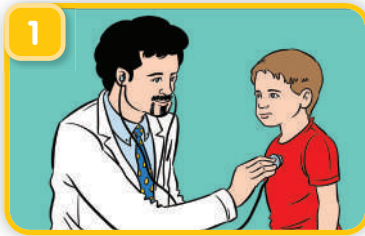
she

they

we

- 1 My father is an engineer. _____ works in an oil refinery.
- 2 I am good at Maths, and I want to be an engineer. _____ is a difficult job.
- 3 She has two younger brothers. _____ are twins.
- 4 I live in Basra. _____ is in the south of Iraq.
- 5 My mother is a housewife. _____ works at home.
- 6 My sister and I want to be doctors. _____ want to work in a hospital.
- 7 My brother wants to work in a restaurant. _____ likes cooking.


C Point and say the correct job.



- doctor
- firefighter
- waiter



- truck driver
- taxi driver
- train driver



- cleaner
- baker
- painter



- butcher
- farmer
- nurse



- housewife
- shop assistant
- teacher



- pharmacist
- engineer
- builder



- football player
- police officer
- pilot



- banker
- cook
- zookeeper



- manager
- grocer
- fisher

D Work with a partner. Ask and answer.



I think number 1 is a/an ...



No, I think number 1 is a/an ...

E Listen and check your answers. How many did you get correct?

Let's sing!

A  Listen and sing.

When I grow up



Some day, one day when I grow up,
I'll have a job to do.
I'll write a book, or be a cook
Or work in a zoo.



I think I could drive a bus
Or be a busy nurse.
I'll fly a plane, or drive a train
Or be a doctor and help people again.



I think I could be a teacher
And help children to read.
Or I could be a farmer
And grow some vegetable seeds.



There are so many jobs I could choose,
But I'm not sure what I'll be.
So, now I'll work and learn,
Until it's my turn
To find the best job for me!





P for Project

B Make a poster about a job!



We made a poster about an engineer's job. We did research about the job, wrote sentences and drew pictures.



My job

Equipment engineers use

Engineers use special equipment, but they also use things like laptops, tablets, radios and phones.



What engineers wear

Engineers sometimes need to wear special clothes, such as hard hats, overalls and gloves.



What engineers do

Engineers have a difficult job. They have to check equipment and make sure everything is safe and working properly. They also have to read and write a lot of important reports. Engineers also have to be good at working as part of a team.



Where engineers work

Engineers work in lots of different places all over the world. They can work in oil refineries, laboratories or chemical engineer plants.



It's made of ...

A  Listen, look and say.



B Match the photos and the phrases. Say the number.

glass jug

rubber rain boots

wooden spoon

woollen sweater

leather boots

cotton T-shirt

metal saucepan

denim jeans

Remember!

- ➔ Which nouns are singular (one thing)?
- ➔ Which nouns are plural (more than one thing)?

C Ask and answer.



What's the jug made of?

They're made of denim.

It's made of glass.



What are the jeans made of?



D What is it/are they made of?




knife, fork
and spoon



shoes




gloves



dress




pencil case



bands

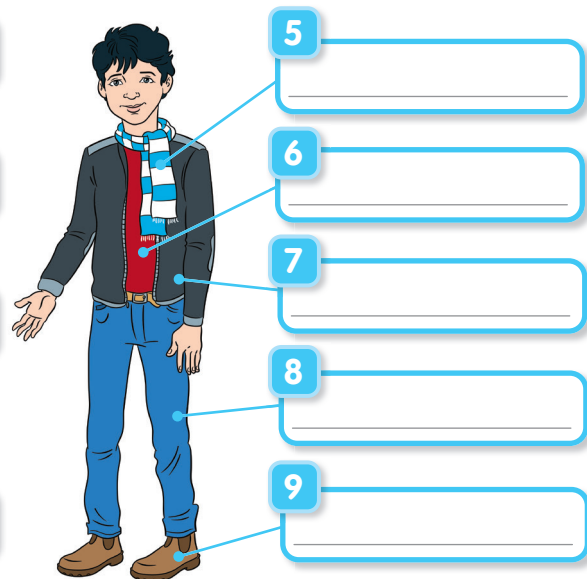



bottle



jacket

E Listen to Dania and Basim talking about what they are wearing. Label the pictures.



At the mall

A  Listen and read.

It's Saturday, and we are at the mall. I am with my mum and dad, my big sister, Dania, and my little brother, Ammar. There are lots of shops on different floors. We need to decide where to go. We are going to buy some clothes, and I hope we are going to the café for ice cream.



B  Label the shops in the mall.

men's fashion

home cooking

café

supermarket

play area

IT & computing

women's fashion

children's fashion



C  Listen and check your answers.

D Read. Who is speaking? Say the names: Mum, Dad, Wisam, Dania or Ammar.

1 I want to look at the saucepans? Where do I go?

2 I need a new dress and a coat for school. Where do I go?

3 I want to have an orange juice. Where do I go?

4 I want to find out how much a new smartphone costs. Where do I go?

5 I don't want to buy anything. I want to play. Where is the play area?

E Read the shop names. Where do they need to go? Say the numbers.

2	2nd floor
	Café
	Women's fashion
	Home cooking
1	1st floor
	Men's fashion
	IT & computing
	Children's fashion
GF	Ground floor
	Play area
	Supermarket

Can I help you?

A  Read and complete the conversations.

Leather boots, please.

My school uniform is blue.

Medium.

I'd like a foldable phone. How much is this one?

It's too big.

A metal one with a glass lid.

It's too expensive.

Size 37.

1 Can I help you?

Yes, please. I'm looking for a saucepan.
What sort of saucepan would you like?

How about this one?



2 Can I help you?

Yes, please. I'm looking for a smartphone.
What phone would you like?

About 900,000 IQD.



3 Can I help you?

Yes, please. I'm looking for a school uniform.
Here are some uniforms. What colour do you want?

Look at these. What size are you?



4 Can I help you?

Yes, please. I'm looking for some boots.
Do you want rain boots or leather ones?

Look at these. These are very good boots. What size are you?



B



Listen and check your answers.

C  Listen and say.




D Practise the conversations with a partner. Use these words.

1 coat jacket skirt sweater T-shirt

2 gloves jeans rain boots shoes

Opposites

A Which ones do you like? Point to one from each pair.




B These adjectives are opposites. Match them to the photos.

- a hard/soft
- b plain/colourful
- c cheap/expensive
- d thick/thin
- e light/thick
- f long/short

C  Listen and say.



D  Look at the four desks.
Write four sentences.

I want to buy a desk
for my bedroom.
Can you help me?



This desk is plain

This desk is colourful

This desk is too big

This desk is metal

and it's very expensive.

and it has drawers.

but it's just right for me.

but it is too small for me.

- 1** This desk is _____.
- 2** _____.
- 3** _____.
- 4** _____.

E Read your sentences to a partner.



Number 1: This desk is ...




Yes, I agree.
Number 2:
This desk is ...



Materials

A Look and think. What are these things or materials?



B Look and read.



A plant **comes from** a seed. A pot **is made from** clay.

C Work with a partner. Read and say. Make sentences using the phrases.



Cotton comes from a plant.



I agree, cotton comes from a plant.

- 1 Cotton
- 2 Tyres
- 3 Paper
- 4 Cups and plates
- 5 Wool

comes from
is made from
are made from

wood.
a plant.
cashmere goats.
rubber.
clay.

D   Listen and read. Can you guess if the sentences are true or false? Tick (✓) **True** or **False**.

	True	False
1 The word cotton comes from the Arabic word <i>kutun</i> .	<input type="checkbox"/>	<input type="checkbox"/>
2 Paper is usually made from metal.	<input type="checkbox"/>	<input type="checkbox"/>
3 All furniture is made of wood.	<input type="checkbox"/>	<input type="checkbox"/>
4 Wool comes from sheep, goats and even rabbits.	<input type="checkbox"/>	<input type="checkbox"/>
5 Rubber comes from a tree.	<input type="checkbox"/>	<input type="checkbox"/>
6 Most leather comes from cows.	<input type="checkbox"/>	<input type="checkbox"/>

E Read and check your answers.

FUN FACTS

Wood comes from trees. Some houses are made of wood and so is a lot of furniture. Paper is usually made from wood, too.


Rubber comes from a tree called the rubber tree. Car tyres are made from rubber. The rubber in your pencil case isn't made from rubber now, but from something man-made.


Cotton comes from a plant. The English word 'cotton' comes from Arabic. Some money is made from cotton mixed with other materials.

Leather is used for many things, such as shoes, boots, jackets and bags. In the past, people used leather for cups, tents, bottles and many other things. Today, most leather comes from cows, but it can come from crocodiles, snakes and other animals.

Wool is a very warm and cool material, too. Wool keeps its shape and is great for making trousers, sweaters and jackets. Cashmere is a very soft and expensive wool and comes from cashmere goats. Wool comes from sheep, goats and rabbits.

A doctor's blog


A  Listen and read.

 **Working in a busy hospital**

Many people we know have been to a hospital or to see a doctor. But do you sometimes think about what it is like to work in a hospital? This is a doctor's story.


Tell us about what you do every day.

I'm a doctor. I am a heart doctor (or surgeon). From Sunday to Thursday, I work in a hospital. I wear a uniform – it is a white cotton coat and a thin white or blue headscarf. I look after my patients, and I try to make them better. I get up very early because I usually do operations in the mornings. In the afternoons, I visit the wards and check on my patients.



Is your job difficult?

I work with a small team of other doctors and nurses. We are usually very busy. I often work for many hours. Some operations take a long time, perhaps five or six hours. It is a difficult job, but I love it.





What are you doing now?

Today is Saturday, and it's my weekend. I'm not working in the hospital. I'm spending time with my family. We are shopping in the mall. Today, we are looking for winter clothes. My son is buying a warm denim jacket. My daughter is buying a thick sweater. I'm buying comfortable shoes for work. But we're not shopping now. What are we doing?

What do you do at the weekends?

I spend time at home. I do washing and cleaning. I play with my children, and I see my friends. I cook, and I clean the house. Sometimes, I play tennis. When I feel tired, I read or watch TV.

B  Read the doctor's story again. Write sentences.

What does she do most days?

She works in the hospital five days a week.

What is she doing now?

She is spending time with her family.



Check my understanding

A  Read 'Working in a busy hospital' again and tick (✓)

Yes or **No**.

- | | Yes | No |
|---|--------------------------|--------------------------|
| 1 A surgeon is a doctor who does operations. | <input type="checkbox"/> | <input type="checkbox"/> |
| 2 She usually does operations in the morning. | <input type="checkbox"/> | <input type="checkbox"/> |
| 3 She wears a uniform at work. | <input type="checkbox"/> | <input type="checkbox"/> |
| 4 Today, she is shopping with friends. | <input type="checkbox"/> | <input type="checkbox"/> |
| 5 She is shopping for a white coat for work. | <input type="checkbox"/> | <input type="checkbox"/> |
| 6 Her daughter is buying a thick sweater. | <input type="checkbox"/> | <input type="checkbox"/> |
| 7 They go to the shopping mall every day. | <input type="checkbox"/> | <input type="checkbox"/> |
| 8 She sometimes plays tennis at the weekends. | <input type="checkbox"/> | <input type="checkbox"/> |

B  Choose the correct tense of the verb.

- 1 I **work** / **am working** with a small team of other doctors and nurses.
- 2 I **am getting up** / **get up** very early because I usually do operations in the mornings.
- 3 I **shop** / **am shopping** for some comfortable shoes for work.
- 4 I often **work** / **am working** for many hours.
- 5 My daughter **buys** / **is buying** a thick sweater.
- 6 I **am cooking** / **cook** and **am cleaning** / **clean** the house.
- 7 What **do we do** / **are we doing** now?
- 8 When I feel tired, I **read** / **am reading** or **watch** / **am watching** TV.



C Look and find. Which material is NOT in the wordsearch?

clay leather metal paper plastic rubber wood wool

p	l	a	s	t	i	c
m	e	t	a	l	w	d
e	a	t	e	m	o	c
l	t	a	w	o	o	l
s	h	i	c	e	w	a
t	e	l	a	p	d	y
i	r	u	b	b	e	r
c	w	p	a	p	e	r

D Say sentences with your partner.



Number 8.



A tyre is made from rubber.

1



2



3



4



5



6



7



8



9



10



11



12



A  Listen, look and read.

A toy for Ammar

Wisam needed to buy a birthday present for his brother Ammar. There was a toy shop at the mall. Wisam went to town on the bus.



2 There was every kind of toy in the toy shop. There were large toys, small toys, metal toys, plastic toys, wooden toys and more!




3 Good morning. Can I help you?



Yes, please. I'm looking for an exciting present for my little brother.

4 Mr Waleed smiled and looked around. He showed Wisam a toy action figure.




Mr Waleed showed Wisam a toy lorry. It was made of metal, and it was big.

Hmm. It is exciting, but it is too ugly. I think I need something more beautiful.

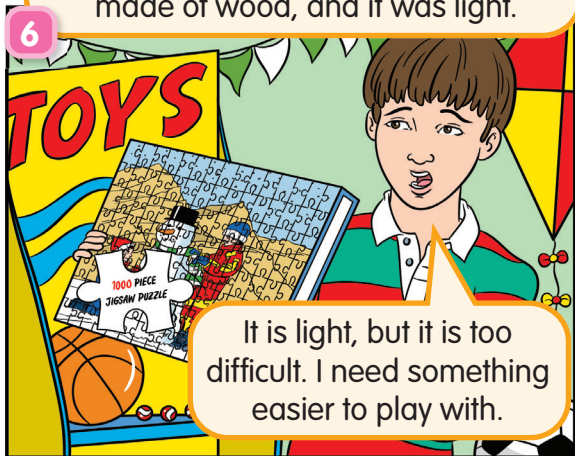


It is beautiful, but it is too heavy. I think I need something lighter.





Mr Waleed smiled and looked around. He showed Wisam a toy puzzle. It was made of wood, and it was light.




It is light, but it is too difficult. I need something easier to play with.

Mr Waleed smiled and looked around the shop. He showed Wisam a toy robot. It was made of plastic, and it was easy to play with.



This is too hard. I think I need something softer!

After a few seconds, Mr Waleed showed Wisam a toy shark. The shark was made of rubber, and it was soft.



I think it is perfect! Ammar will enjoy playing with this in the bath!

I'm very happy you found the perfect toy for your brother!



Mr Waleed wrapped the shark in some colourful paper. Wisam paid for the toy and left the toy shop. He was excited to give the toy to Ammar!



Thank you!




How are you today?

A  Listen, look and say.



B  Listen again and practise.

C  32 Look, listen and say.



1 a broken arm



2 a cough



3 a headache




4 a temperature



5 a toothache



6 a stomach ache



7 a sore throat



8 feel sick




9 a cold



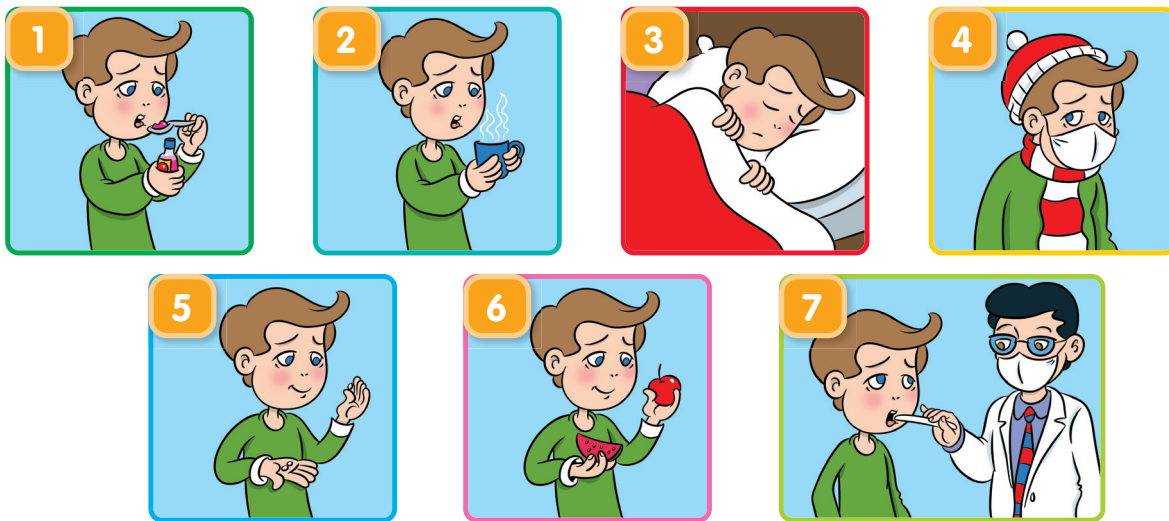
10 a rash

You should ...

A  Listen and read.




B Look at the pictures and match them to the phrases. Say the numbers.




go to bed
take some medicine
wear warm clothes

drink something hot
eat lots of fruit

take a tablet
go to a doctor

C  What do you think Basim should do? Write your ideas.
He should _____



D  Listen to what Basim's mum says. Say the numbers of the correct photos.



1



2



3



4



5



6



E Read the conversation. Practise it with a partner.



Mum: What's the matter, Basim? You don't look well.

Basim: Mum, I feel hot, and I have a headache.

Mum: I think you have a cold and a temperature.

Basim: What's a temperature?

Mum: It's when your body is too hot.

Basim: Yes, my body is hot. Can I go to bed?

Mum: Yes, you should go to bed, and you should take a tablet.

Basim: What's the tablet for?

Mum: It's a tablet for your headache, and I'll bring you some water.

Basim: Will I feel better soon?

Mum: Yes, I'm sure you'll feel better in the morning.

Basim: OK. Thanks, Mum. I hope so!



Helping friends

A  Read and help these children. Complete the sentences with **should** or **shouldn't** and the correct verb.

1 I have a stomach ache.

You _____ so much cake.

eat/drink



2 She cut her finger.

She _____ a plaster or a bandage on it.


put/wear



3 I have a toothache.

You _____ to a dentist.


look/go



4 I think my leg is broken.

You _____ on it.


stand/go



5 He doesn't feel well. He has a cough, a cold and his throat is sore.

He _____ at school.

work/be



6 My feet are hurting.

Your shoes are too small. You _____ some bigger ones.


take/buy



7 They are always tired at school.

They _____ more sleep.


get/do



8 It is so hot, and he feels sick.

He _____ more water.


drink/like



9 My little brother burnt himself.

He _____ hot saucepans.

have/touch



B  **38** Listen and check your answers.

C Read the email from a friend.


To: Khalid
Subject: A bad day


Hi. I had a bad day yesterday. I went to the park with my team to practise playing volleyball. It was a hot day, and we played for five hours. I only had a cup of tea for breakfast. In my backpack, I had a big bag of sweets and a small tin of cola. I was wearing my younger brother's trainers because mine were at school. I was also wearing my new woollen sweater because I like it so much.

At first, I had a headache, but I didn't stop playing. Then I got very hot, but I didn't stop. Then my feet started to hurt. Then I felt very bad, and I felt dizzy. This is a picture of how I felt!

My friends carried me home. My mum and dad gave me water to drink and put me to bed with a cold towel on my head. My mum made me some soup. I feel better now, but yesterday was a bad day.

Ahmed



D  Help your friend. Match the phrases to make complete sentences. Look carefully at the words in colour.

- | | | | |
|---|------------------------|------------------------------------|---|
| 1 | You should eat | you should lie down. | a |
| 2 | You shouldn't play | sweets, you should eat fruit, too. | b |
| 3 | You should drink | enough breakfast. | c |
| 4 | You shouldn't only eat | enough water. | d |
| 5 | If you feel hot, | for too many hours. | e |
| 6 | If you feel dizzy, | you should sit under a tree. | f |


Using the internet

- A  Listen and point to the pictures.

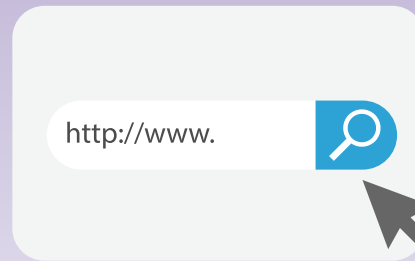
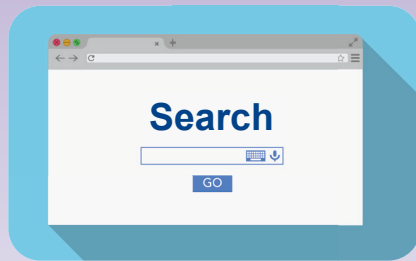
Let's get started!

You can **access the internet** using:

- ✓ a computer
- ✓ a smartphone
- ✓ a tablet



Now let's learn some internet words!



- First, you need to **go online** to find the **website** you want. So, **search on the web (www)**.



- You will see **http://** or **https://** (**https://** is better!). **Key in** the **address** you want.





- Then **press login**, or **press enter** on your **keyboard**.



- Now the **webpage** will **come up** on your **screen**.



- You can **navigate**. It's easy, just **scroll up** or **scroll down**.



- When you find what you want to read or see, **click on** it using the **mouse** or the **touchscreen**.

B  Listen, read and say.

Verbs

access come up
 go online navigate
 search scroll up
 key in scroll down
 press click on

Nouns

the internet login
 computer enter
 smartphone keyboard
 tablet webpage
 website screen
 the web (www) mouse
 address touchscreen

Going online

A  Listen and read.**Helping my grandparents**

My grandparents are old now. They both wear glasses and can't see small writing very well. I am going to help them to use a computer.

On the internet, my grandpa can find ideas to help with coughs and colds, and my grandma can find lots of new recipes for cakes and biscuits.

B  Read and complete the conversations.

a website
online

an address
scroll

click on
search

key in
the mouse

Conversation 1

First, you need to go online to find a website you want.

OK. How do I do that?



So Grandpa, let's search for _____ ¹ about coughs and colds.



OK. What do I write?



We can _____ ² an address, for example, www.coughsandcolds.com, or we can just key in 'coughs and colds' and scroll down the results.



OK. I'm keying in 'coughs and colds'.



Look. Now we can see lots of websites about this.



That's fantastic! Let's _____ ³ this one.





That's right, Grandpa. Click on the title with _____ 4.



This looks interesting.



Conversation 2



First, let's go _____ 5 to find the website you want.

OK. How do I do that?



So Grandma, let's _____ 6 for a website about making cakes.



OK. What do I write?



We can key in _____ 7, for example, <https://www.homecakes>, or we can just key in 'home cakes' and click on search.



Look. Now we can see lots of websites.



OK. I'm keying in 'home cakes'.



_____ 8 up or down to find a website that you like.



That's great! Let's click on this one.



That's right, Grandma. Click on the title with the mouse.



This looks like what I need.



C 43 Listen and check your answers.

D Practise the conversations.



Can I be Grandpa?

OK. I'll start.

OK, I'll be Hiba. Then I'll be Grandma.



STAY SAFE ONLINE

A  Listen and read.

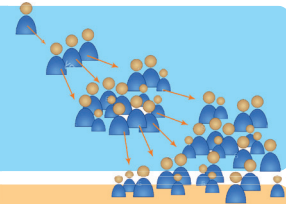
Six ways to stay safe online



1 Be nice to people online.



2 Be careful about what you share (pictures, thoughts).



3 Keep your personal information safe.

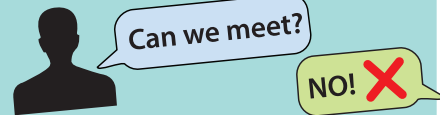


Wisam al-Amiri
78092 86082
Al-Mansour, Street 11, Building 36,
wisam14@online.com

4 Keep your passwords safe.
You should use letters,
capital letters, numbers and
symbols.

Username Password
Wisam al-Amiri ●●●●●●

5 Never meet a person that
you only know online.




6 If you find something you don't like
online, tell your parents or your
teacher.



B Read and say the number of the correct picture.

Have fun online and learn more English.



There are 'wordsearch games'.
For example, find the animal names.



There are 'memory games' where you
match pictures or pictures and words.



There are word games about different
topics you are interested in: fruit,
animals, clothes, ways of travelling
and places around the world. There
are lots more, too.



There are stories to listen to. This is a
good way to learn new words.



There are songs and rhymes to listen
to and to sing.

There are lots more fun games online, but
always remember the six ways to stay safe.

Check my understanding

A  Read 'Six ways to stay safe online' again and tick (✓)


Yes or **No**.

- | | Yes | No |
|---|--------------------------|--------------------------|
| 1 You shouldn't share your thoughts with friends. | <input type="checkbox"/> | <input type="checkbox"/> |
| 2 This is a good password 'Password123'. | <input type="checkbox"/> | <input type="checkbox"/> |
| 3 If you don't like something online, tell an adult. | <input type="checkbox"/> | <input type="checkbox"/> |
| 4 You must never meet people that you only know online. | <input type="checkbox"/> | <input type="checkbox"/> |
| 5 You should never keep your personal information safe. | <input type="checkbox"/> | <input type="checkbox"/> |
| 6 It's a bad idea to put your phone number online. | <input type="checkbox"/> | <input type="checkbox"/> |

B  Choose the correct word.

- 1 I have a headache. I **should** / **shouldn't** lie down and rest.
- 2 You **must** / **mustn't** have a secret password for your email.
- 3 When the weather is hot, you **should** / **shouldn't** drink enough water.
- 4 My mum said I **should** / **shouldn't** wear my new shoes in the rain.
- 5 You **must** / **mustn't** meet a person that you only know online.
- 6 He has a broken arm. He **must** / **mustn't** go to the hospital.
- 7 You have a cold and a cough. You **should** / **shouldn't** go to school.
- 8 She cut her finger with a knife. She **should** / **shouldn't** put a plaster on it.



- C**   Listen and read. Then read 'Coughs and colds' again and write the missing words.

bed headache hot nose throat water

Coughs and colds can make you feel very unwell.

When you have a cold or a cough, you can feel _____¹ or cold. Your temperature can be high. You can have a _____² and have a sore _____³. Sometimes, you feel tired and do not feel like eating. You will probably have a runny _____⁴, too.



Colds are not made better by medicine. Your body will stop the cold and the cough by itself. The best thing to do is rest or go to _____⁵. Remember to drink lots of _____⁶ or hot

drinks, like tea with honey and lemon. You should sneeze into a tissue to stop other people getting your cold.



- D**  Listen and say the rhyme.

Sneezing rhyme

Are you sneezing?	Blow your nose,
Are you coughing?	Throw the tissue away.
Cover your mouth,	Don't forget to wash your hands.
Get a tissue,	Yes, wash your hands!



Let's sing!

A  Listen and sing.

An email to friends



Write an email to your friends,
Click and send it.

Search online, scroll up and down.

If it's bad, tell someone,
Find an adult.

Use the touchscreen, tap and go,

Open websites,
Scroll, scroll, scroll!

B  Match the words that go together.

down

in (x2)

on

safe

up (x2)

- 1 scroll _____ / _____
- 2 turn _____
- 3 log _____
- 4 keep _____
- 5 charge _____
- 6 type _____



P for Project

C Make a poster about healthy habits!

We made a poster with advice about being healthy and safe.



Who is it for?
How old are they?
Make your own poster.

Healthy habits for healthy children

Keep yourself clean.



Wash your hands.




Brush your teeth.



Wash your hair and body.

Get about eight hours of sleep each night.

Stay safe at home, at school and online.



A Work in small groups. Your teacher will give your group a job and a place of work. Don't tell the other groups. Ask and answer questions.

Can I learn things here?

Yes!

You're a teacher.
You work in a school.

That's right! Can I order a sandwich and coffee here?

No ...

Hmm ... Can I come here if I have a headache?

Yes!

You're a doctor in a hospital!

Yes! OK, my turn ...
Do you build houses?


No ...

Do you fly planes?


Yes!

You're a pilot!

A Look at the pictures. Say if it comes from 1, 2 or 3.




sheep




tree



cotton plant



denim jacket




paper



woollen gloves



denim jeans



ruler



woollen hat



paper cup

B Work with a partner. Plan a day at the shopping mall. Decide shopping lists. Tell your partner what you will buy and why.

I need a new saucepan because I want to make curry. Where should we go?

Hmm, we can go to home cooking. I need a new smartphone because mine is broken. Where should we go?


We can go to IT & computing.

Do you want to go to the café for pizza after shopping?



A Read a boy's story.

I went to ~~mall~~ yesterday, but I didn't feel well.
I had a headache and a sore ear. I felt hot.
My teacher said that I had a broken arm.
She said that I should go shopping. She called my mum
on her smartphone. My mum came to school, and we
drove home in the car. When we got home, my mum said
that I should go to work. She made me a hot pizza with
lemon, honey and ginger root. She gave me a carrot for my
headache and a box of tissues because I was sneezing.
I feel much ~~bigger~~ today.

B  Write the wrong words and put the correct words next to them.

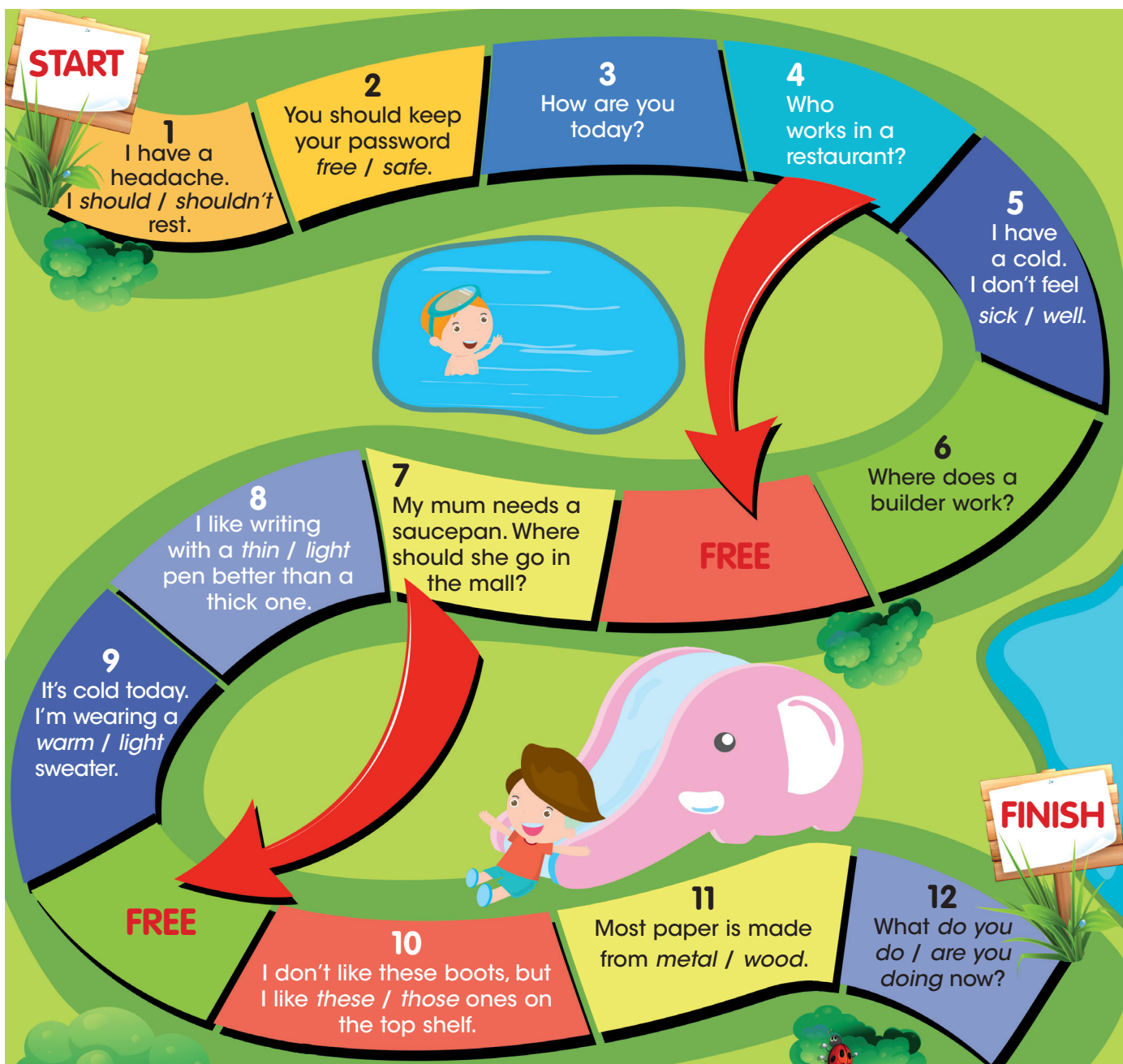
wrong word	correct word
1 <u>mall</u> _____	<u>school</u> _____
2 _____	_____
3 _____	_____
4 _____	_____
5 _____	_____
6 _____	_____
7 _____	_____
8 <u>bigger</u> _____	<u>better</u> _____

C  Listen and check your answers.

A Play the Questions game.

Game rules

- You need to use the game circle your teacher will give you.
- You need a counter. Play in groups of 2–4.
- Close your eyes and point to a number. Move the same number of squares.
- The winner is the person who gets to FINISH first.



Past, present and future

A  Listen, look and say.

When I was younger, ...



my dad dressed me.



I liked playing
with toys.



my parents fed me.

Now, ...



I dress myself.
Here, I am putting
on my shirt.



I like playing
computer games.
Here, I am playing
a new game.
My little brother is
watching me.




I can feed myself.
Here, I am
eating spaghetti.

In the future, ...



I will buy my own
clothes.




I will be an IT
programmer.



I will cook my own
food.



B   Listen to what Hiba says. Tick (✓) the words you hear.



- | | |
|--|---|
| an engineer <input type="checkbox"/> | a nurse <input type="checkbox"/> |
| drawing pictures <input type="checkbox"/> | playing with toys <input type="checkbox"/> |
| my face <input type="checkbox"/> | my hair <input type="checkbox"/> |
| 6:30 <input type="checkbox"/> | seven o'clock <input type="checkbox"/> |
| designing things <input type="checkbox"/> | going online <input type="checkbox"/> |
| myself <input type="checkbox"/> | my own clothes <input type="checkbox"/> |
| late <input type="checkbox"/> | when I want <input type="checkbox"/> |
| cook for my family <input type="checkbox"/> | travel to other countries <input type="checkbox"/> |
| 9:30 <input type="checkbox"/> | eleven o'clock <input type="checkbox"/> |

C  Read and complete the sentences about yourself.

When I was younger, I liked playing with my toys.
I _____.

Now, I like playing computer games.
I _____.

In the future, I think I will be an IT programmer.
I _____.

The past

A  Listen and read.

Telephone

Many people helped to make this invention possible. In 1876, it was Mr Bell who made the first useful **telephone**. The telephone is a means of communication over distance.



Make your own telephone.



An old telephone

Cars

People disagree about who invented the **car** (or **automobile**), but we can probably say that the key inventor was Mr Benz. He made the first true automobile in 1885–1886.

Here is the first car. Do you think it looks like a bicycle?



The first automobile

Computers

There have been inventions to help **calculation** (+, −, ×, ÷) for thousands of years. In the 11th century, Al-Biruni, a famous mathematician, made many important calculations.

Many others followed him, but it is Mr Babbage, an engineer, who today we call the 'father of the computer'. However, it was Mrs Lovelace, another mathematician, who saw that computers could do more than just calculate.



This computer was made in about 1985.



B Read about the inventions on page 60 and tick (✓) **Yes** or **No**.



- 1 The invention of the first useful telephone came in 1867.
- 2 The word automobile is another word for car.
- 3 The car was invented more than 150 years ago.
- 4 The car was invented before the telephone.
- 5 $5 + 8 - 3 = 10$ is a calculation.

Yes	No
<input type="checkbox"/>	<input type="checkbox"/>
<input type="checkbox"/>	<input type="checkbox"/>
<input type="checkbox"/>	<input type="checkbox"/>
<input type="checkbox"/>	<input type="checkbox"/>
<input type="checkbox"/>	<input type="checkbox"/>

C Complete the sentences using the words in the boxes.

- 1 Many people helped to invent the telephone.

the
invent
telephone
- 2 Mr Benz made _____.

1885–1886
first
the
car
in
- 3 Al-Biruni was a mathematician who lived _____.

the
century
in
11th
- 4 People often call Mr Babbage _____.

of
father
the
computer
the
- 5 Mrs Lovelace was a mathematician _____.


saw
could
who
computers
more
do
that

Living now

A  Listen to pupils talking about living now.

We already live in the modern world, but our world is changing fast.
Here are some Year 6 pupils talking about what they think is changing.

Pupil 1



Computers are ...

Pupil 2




Everything is getting ...

Pupil 3



It is getting harder ...

Pupil 4



Smartphones are changing the way ...



B Read the sentences with a partner. Do you agree or disagree?



Computers are very important. They are changing our lives.

Everything is getting faster. The internet is very fast, and we can find information easily.



It is getting harder to find good jobs because of computer technology.

Smartphones are changing the way we communicate. Young people are sending messages to their friends on social media more often than talking face to face.



It's getting harder to relax because computer games are so exciting!

Smartphones are very important. They keep us safe.



Everything is getting more expensive. Young people want to buy computers, smartphones, tablets and electronic games.

The internet is changing the way we find information. Young people don't need to write or read books because everything is on their smartphone.



C Put the speech bubbles from Activity B in order. Write the numbers.

strongly agree strongly disagree



Our 21st century

A  Listen and read. Wisam and Hiba are talking about the 21st century.



1

Robots will do all the work. We will always be on holiday.



2

There will be robot engineers, robot teachers and robot waiters. We won't go to school. We will study at home.



3

There will be cars with no drivers. These will be driverless cars. We will sit in our cars, but we will eat, read, play games, sleep, and the cars will drive.



4

We will use artificial intelligence in our daily lives.



5

Our homes will be automatically cleaned by technology.



B Read the conversation.

I think **computers** will do the teaching in schools.

I think there will always be **teachers** in schools.

We won't **read books** anymore.

We will **still read books**, but on our phones.

We will **travel in flying cars**.

Cars won't fly, but there will be **driverless cars**.

We won't **need money**.

We will use **digital money**.

People will do **everything on the internet**.

We will **get bored with the internet**.

C Practise the conversation with a partner. Change the green words from Activity B.

I think ... will do ... I think there will be ...
We will ... We won't ... will/won't do ...

A  Listen and read.**Our solar system**


There are eight planets in our solar system. They all move around our home star. We call this star the Sun.

Mercury is the closest planet to the Sun, and it is the smallest planet in our solar system. The next planet is Venus. It is about the same size as our planet Earth. Venus is the hottest planet with a temperature of 400°C.

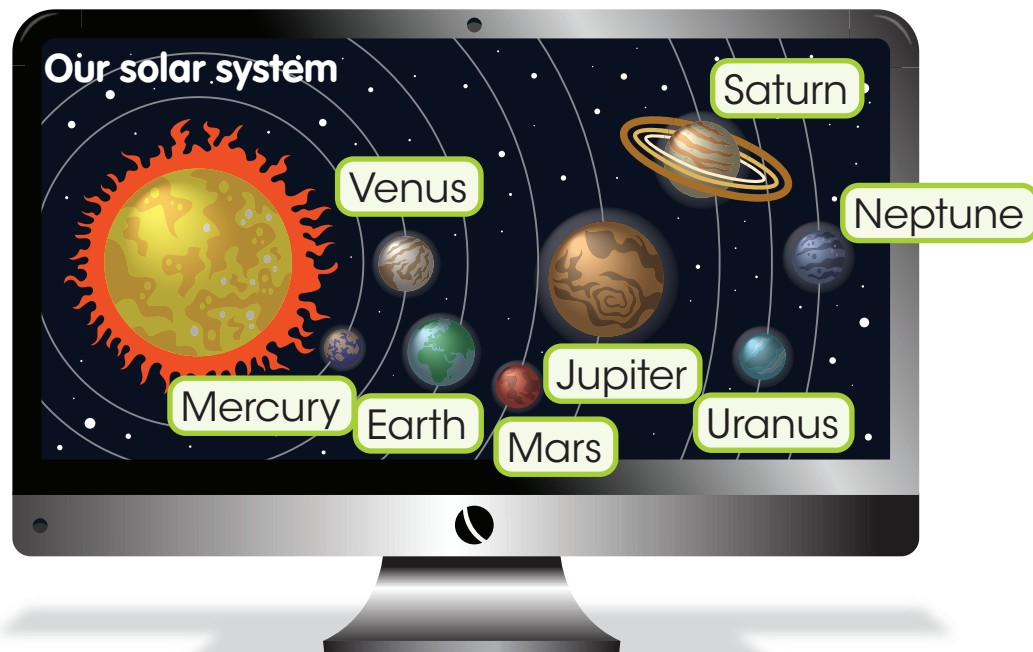
The third planet is Earth. It is 150,000,000 km from the Sun. Earth is a special planet because it is the only one that we know has water and life (humans, animals and plants). It is often called the 'blue planet' because there is lots of water.

Mars is smaller than both Earth and Venus. Scientists have sent robots to Mars to take pictures and to bring back soil and rocks.




The other four planets are Jupiter, Saturn, Uranus and Neptune. Jupiter is the biggest planet. It is 2.5 times bigger than all the other planets put together!



A drawing of a robot on Mars

B  Listen and point.

C  Listen, look and say.



Let's check!



A
big



B
big+g+er



C
the big+g+est

Circle B is bigger than circle A. Circle C is the biggest.



small



smaller



the smallest



MY MAGAZINE

Space travel

A Read the interview Wisam had with his teacher.



Humans have landed on the Moon six times, and 12 astronauts have walked on it. Do you think humans will go to Mars?



In the future, I think humans will go to Mars.

Mars is a lot farther from Earth than the Moon. The quickest travel time will take about nine months. Scientists think that there is probably water on Mars.

By 2050, science and technology will be better. We will have faster spaceships.

There will probably be lots of robots to help humans.



This is a photo I found of what a Mars spaceship will look like.



Do you think humans will ever go to the farthest planets, Uranus or Neptune?



I think it will be very difficult and very dangerous for humans. It will take a long time to get there.

B Match the pictures to the descriptions and say the numbers.

Our space travel pictures



This is a picture of Mars.



This is a spaceship.



This is one of the first astronauts in 1969.



What planet will we see from the window of our spaceship?



This is a drawing of a space house on Mars.



This is astronaut food.

- a** You can see it is the 'red' planet.
- b** It's planet Earth.
- c** It is taking off.
- d** There is nothing green here.
- e** It doesn't look like home cooking!
- f** This was the first 'moonwalk'.

Check my understanding

A  Read 'Space travel' again and tick (✓) **Yes** or **No**.

- | | Yes | No |
|---|--------------------------|--------------------------|
| 1 Humans have walked on the Moon. | <input type="checkbox"/> | <input type="checkbox"/> |
| 2 Mars is farther from the Earth than the Moon. | <input type="checkbox"/> | <input type="checkbox"/> |
| 3 It will probably take nine years to travel to Mars. | <input type="checkbox"/> | <input type="checkbox"/> |
| 4 Scientists think that there is water on Mars. | <input type="checkbox"/> | <input type="checkbox"/> |
| 5 Spaceships will be faster in 2050. | <input type="checkbox"/> | <input type="checkbox"/> |
| 6 Jupiter is the farthest planet from the Sun. | <input type="checkbox"/> | <input type="checkbox"/> |

B  Use the words in the box to complete the sentences.

dangerous
planet

farthest
spaceships

humans
star

months
times

- 1 In the future, I think _____ will go to Mars.
- 2 The quickest travel time to Mars will take about nine _____.
- 3 By 2050, technology will be better, and we will have _____ that go faster.
- 4 Space travel is very difficult and _____.
- 5 Humans have landed on the Moon six _____.
- 6 The _____ planets are Uranus and Neptune.
- 7 The home _____ in our solar system is called the Sun.
- 8 Earth is a special _____ because it has water and life.



In 2050, I think science and technology will be better.



I think robots will do all the work for us.




I think robots won't do all the work for us.



C What do you think? Complete the sentences with **will** or **won't** and the verb.

- 1 [will be/won't be] I think in 2050, there _____ robot teachers in schools.
- 2 [will do/won't do] I think in 2050, robots _____ all the cooking and cleaning.
- 3 [will be/won't be] I think in 2050, there _____ driverless cars.
- 4 [will use/won't use] I think in 2050, we _____ AI in our daily life.


D Work with a partner and say what you think.



I think in 2050, there ...

I agree.

No, I think there ...



Let's sing!

A  Listen and say the rhyme.

Our solar system

Eight planets go round the Sun.

We can name every one.

Venus shines bright,
We can see it at night.

There's our Earth blue and green,
The most beautiful planet ever seen.

Jupiter is the biggest,

Mercury the smallest,

Venus the hottest,

Neptune the farthest.

Astronauts walked on the Moon.

Probably they'll go to Mars soon.

So, what about you?

Would you like to go into space?

It's probably dangerous,
And it takes a long time.

What do you think?

Let's all say this rhyme.





P for Project

B Make a poster about a planet!



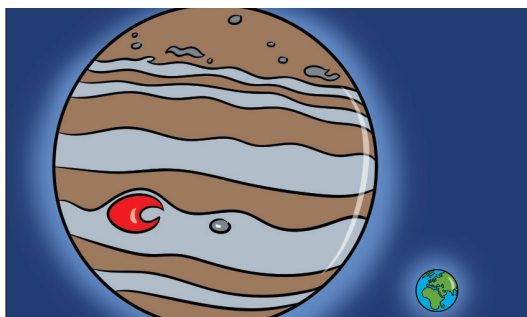
We made a poster about the planet Jupiter.

What information could you put on your poster?




The planet Jupiter


Jupiter is the largest planet in our solar system. One thousand planet Earths could fit inside Jupiter!




It is the oldest planet. It was formed 4.6 billion years ago from dust and gases left over from the Sun's creation.




Jupiter has four rings around it.




Jupiter is the fifth planet from the Sun.



Jupiter has a lot of storms! One storm, the Great Red Spot, has been happening on Jupiter for hundreds of years.





It takes Jupiter 12 Earth years to travel around the Sun!



Let's cook!

A  Listen, look and say.



B  Write the words under the pictures.

add bake grate mix peel slice spread wash

C  Listen and check your answers.


D Say the correct words.



sliced onions
sliced tomatoes




grated carrots
grated cheese



peeled orange
peeled potato



oil
pepper



flatbread
pizza



fruit
vegetables

E Match the verbs to the phrases.

- 1 spread
- 2 peel
- 3 add
- 4 wash
- 5 slice
- 6 grate
- 7 bake
- 8 mix

- a the onions and tomatoes
- b some oil
- c everything together
- d in the oven
- e the butter on the bread
- f the onions and the potatoes
- g the vegetables
- h the cheese

Make it yourself.

A  Listen and read.

This is our recipe for easy flatbread pizza.

You can make it yourself. It's delicious!

These are the ingredients you need.

Remember that you must ask your parents before you cook anything or use knives.



Easy flatbread pizza



Cooking time: 10-15 minutes

Ingredients:

- flatbreads (half or one for each person)
- grated cheese
- peeled and sliced onions
- sliced tomatoes
- green or black olives
- oil



If you like, you can add:



pepper



garlic



herbs

- B**   Listen to the recipe. Use the verbs in the box to complete the instructions.

add bake cut grate peel serve spread wash



Instructions

- 1 Brush the flatbread with oil. _____ in the oven for 3–5 minutes.
- 2 Take the flatbread out of the oven.
- 3 _____ the cheese.
- 4 _____ the grated cheese on the flatbread.
- 5 _____ and slice the onions thinly.
- 6 _____ the tomatoes. Slice them thinly and put them on top of the cheese.
- 7 _____ some green or black olives in half and put them on top of the cheese and tomatoes.
- 8 If you like, you can _____:
 - some peeled and sliced garlic
 - some pepper
 - some fresh herbs
- 9 Put the flatbread back in the oven for another 3–5 minutes. Watch it carefully. When it gets gold-brown, remove it from the oven immediately.
- 10 _____ to your family and friends. Enjoy your flatbread pizza.


- C**  Listen again and check your answers.

Cooking at home

A  Listen and read.

It's Saturday morning. Wisam and Dania are at home. It's raining today, and the children want something to do.


They have a recipe for an easy pizza that Basim and Hiba told them about.

B  Answer the questions about the picture. Use short answers.

- 1 How many people can you see? _____
- 2 Where are they? _____
- 3 What vegetables are there? _____
- 4 What other ingredients can you see? _____
- 5 There are two dangerous things in the picture. What are they?

C  Write a sentence about what you can see in the picture.

In the picture, _____

D  Listen to the conversation.



1 Mum, _____ we make a pizza?

Yes, we can. It's a good idea, and we can have it for dinner.



2 We _____ some bread, tomatoes, onions and cheese.



3 _____ any olives, Mum?

Yes, we do. And we have some fresh herbs.



4 Can I _____?

5 Yes, you can help, but you _____ use a knife. You can spread the cheese or put the olives on.



6 I'm going to _____ the onions and tomatoes.

7 I'm going to _____ the cheese.



8 Can I have a _____ piece of pizza?

E   Complete the conversation. Listen again to check your answers.

F Practise the conversation.

Road safety

A  Do you remember this rhyme? Listen and say.



Look left, look right,
Look left again,
If the road is safe,
Cross with a friend.



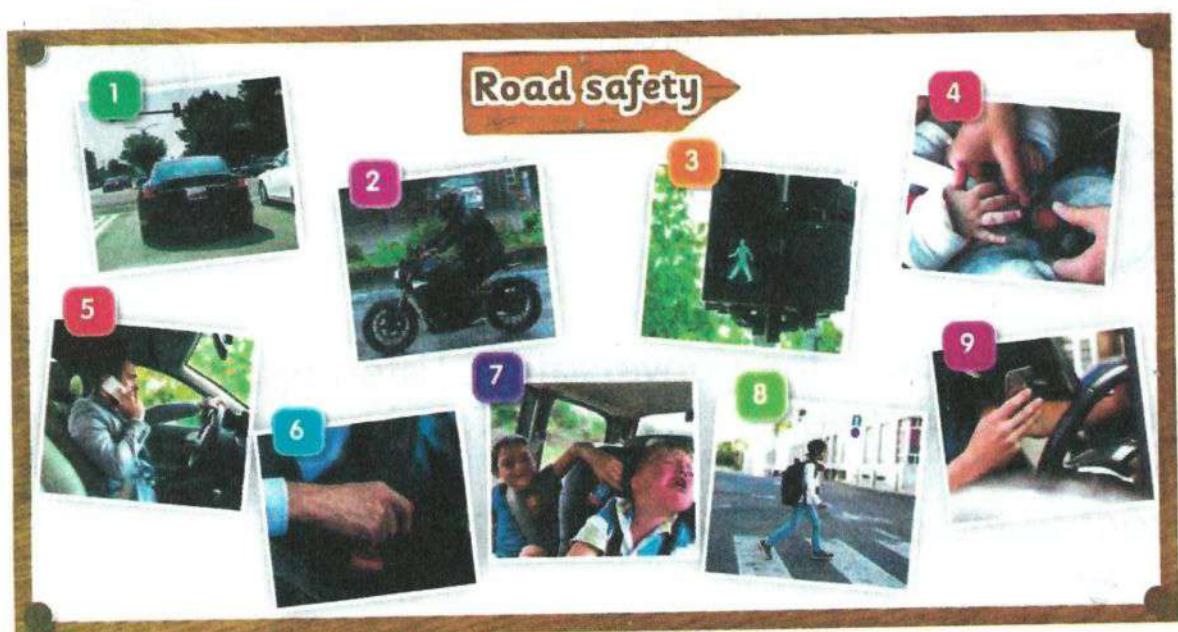



B  Listen and read.



Our teacher made a poster for the class about road safety. There are nine photos on the poster. Some photos show good road safety behaviour, and some show bad road safety behaviour. We have two tasks to do:

- 1 Write the number of each photo in a 'good road safety' or a 'bad road safety' column.
- 2 Read the descriptions. Match a description to a photo.



C  Write a number for each photo about road safety behaviour in column A or column B.

Column A
Good

Column B
Bad

D Ask your partner.



Which numbers did you put in column A?

I put ...



E Read the descriptions. Say the number of the photo.

Be careful

There are only **seven** sentences to match to **nine** photos.

We can see a young boy sitting in a car seat. His mother is putting on the seat belt.

There is a 'green man' on a road signal. This shows people that they can cross at the zebra crossing.

The man is looking at his smartphone while he is driving.

There is a car waiting for the road signal. Red means STOP and green means you can GO.

The young boy is crossing the road on the zebra crossing.

The man is putting on his seat belt.

The boys are fighting in the back of the car.

F  Write a sentence about one of the other photos.

In photo _____

Let's be safe at home.

A Listen and read.

Accidents at home

Most accidents happen in the kitchen, the bathroom or on the stairs.

Who has the most accidents?

Children under the age of four years old have the most accidents at home.

Why do children have accidents at home?

Young children do not know about danger because they have not learnt about the world around them.

They see older children and adults doing things and want to copy them. Keep electrical devices away from children.



Types of accidents

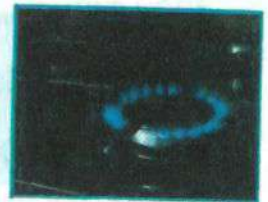
Falls

Falls are the most common cause of accidents at home. Everyone should be careful on the stairs.



Burns

Children get burnt because they touch fires or hot things. Young children must not be left in the kitchen by themselves.



Accidents with knives and glass

Sharp knives must be kept away from young children. Glass cups and mugs break very easily, and young children can cut themselves.



Other dangers

Keep medicine and home cleaning materials in safe places away from children. They are very dangerous.



B  Listen to Wisam, Hiba and Basim talking about being safe at home.



Let's write some rules about being safe at home.

That's a good idea. Let's read 'Accidents at home' again and make a list.



OK. You read, and I'll write. We can show our list to Ammar and tell him about dangerous things.



Rule 1 is: Keep knives away from young children.



Can **you** help us write the rules about being safe at home?




C  Complete the rules about being safe at home.

- 1 Keep knives away _____.
- 2 Keep medicines _____.
- 3 Keep cleaning materials _____.
- 4 Don't leave young children _____.
- 5 Be careful _____.
- 6 Hot things can _____.
- 7 Keep electrical devices _____.

D The rules are being broken in these photos. Say the rule numbers from Activity C.



Stay safe on your bike

A  Listen and read.



Bike riding is fun and healthy. But remember that a bike is not a toy. You must follow some rules to help you stay safe. First, let's look at your bike. Is your bike safe?

Safe riding rules

Follow these safety rules when you ride your bike.

- 1 Before getting on your bicycle, you should check that it is ready to ride. Let's check these five things.



- 2 **Wear a helmet.** If you have an accident, you must protect your head. This is very important.
- 3 **Check your tyres.** Tyres should be hard, not soft.
- 4 **Check your brakes.** Brakes are very important because sometimes you need to stop quickly. You can't stop if your brakes don't work well.

5 Is your seat the correct height?
You must be able to put your feet on the ground.

6 Are your handlebars the correct height? Can you sit on your bike and touch the handlebars easily?



7 Ride carefully with both hands on the handlebars. Carry your books and lunch box in your backpack. Some bikes have a basket for carrying things.

8 Can cars, buses and trucks see you?
Wear bright, colourful clothes. Yellow and orange are good colours.



9 Look at the road in front of you. Sometimes there are holes, stones, broken glass or other dangerous things on the road.

B Are they following the rules? Read and say Yes or No.

- 1** I'm riding my brother's bike. It's his new bike, but it's too big for me, and my feet don't touch the ground.
- 2** Today, I'm going to school by bike. I'm going to put my books and lunch box in my backpack.
- 3** I left my helmet at my friend's house, but it's OK because I'm going to wear a cotton cap.
- 4** The tyres of my bike are too soft. My dad is going to pump them up for me before I go to the park.
- 5** Yesterday, I fell off my bike and hurt my arm. I was talking to my friend, and I didn't see the big hole in the road.

Check my understanding

A  Read 'Stay safe on your bike' again and tick (✓)

Yes or **No**.

- | | Yes | No |
|--|--------------------------|--------------------------|
| 1 Our teacher said that bikes are the best toys. | <input type="checkbox"/> | <input type="checkbox"/> |
| 2 It's easy to ride a bike because there are no rules. | <input type="checkbox"/> | <input type="checkbox"/> |
| 3 You should always check your bike before you ride it. | <input type="checkbox"/> | <input type="checkbox"/> |
| 4 Wear colourful clothes when you ride your bike. | <input type="checkbox"/> | <input type="checkbox"/> |
| 5 Your head is the strongest part of your body. | <input type="checkbox"/> | <input type="checkbox"/> |
| 6 Cars can always see you when you are on a bike. | <input type="checkbox"/> | <input type="checkbox"/> |
| 7 It's good to talk to friends when riding your bike. | <input type="checkbox"/> | <input type="checkbox"/> |
| 8 Don't hold things in your hands when riding your bike. | <input type="checkbox"/> | <input type="checkbox"/> |
| 9 You must have good brakes on your bike. | <input type="checkbox"/> | <input type="checkbox"/> |

B  Choose the correct noun for the verb.

- 1 You must be careful when you slice **onions** / **oil** with a sharp knife.
- 2 You must peel **an orange** / **the bread** before you can eat it.
- 3 Grate **the tomatoes** / **the cheese** before you put **them** / **it** on the pizza.
- 4 My sister spread **the olives** / **the butter** on the sandwich.
- 5 It is best to wash **vegetables** / **cheese** before you start cooking.
- 6 Put the flatbread pizza in **the oven** / **the fridge** to bake.
- 7 You can mix **ice cream** / **honey** with tea to make a drink for a cough or cold.

C  The children wrote these rules. Can you complete them?



Dania

My two most important rules are:

- _____ oven gloves to hold hot things.
- Ammar _____ with matches or use sharp knives.



Wisam

My two most important rules are:

- _____ a helmet when riding your bike.
- Use a zebra crossing to _____ the road.



Hiba

My two most important rules are:

- Don't let young children _____ hot things like saucepans.
- Wear bright colours when you _____ your bike.




Basim

My two most important rules are:

- _____ your brakes before you ride your bike.
- Always _____ a seat belt in the car.




D  Listen to the children and check your answers.

A  Listen, look and read.

Be careful, Ammar!

1 Wisam is doing his homework on the laptop. He is finding information about keeping safe at home.



2 Dania is making dinner to help her parents.

Be careful chopping the vegetables, Dania!




3 Ammar is sitting at the table playing with his toys.

Wash your hands before dinner, Ammar!



4 Ammar goes to the kitchen to wash his hands. He sees a drawer full of knives, and he picks one up.





I can help. I will slice some tomatoes.



5 His sister is too busy, and she doesn't see Ammar.

Ammar, be careful in the kitchen. Don't touch any knives! Keep away from the hot oven!







Getting ready for our party

A  Listen and read.

To-do list for our Mother's Day party

- | | |
|--|------------------------------|
| 1 Do the shopping – food, new clothes. | 4 Buy 'presents. |
| 2 Clean the kitchen, bathroom and sitting room. | 5 Wrap presents. |
| 3 Do the cooking. | 6 Put up decorations. |
| | 7 Make a card. |

B Match the pictures to the list and say the numbers.



C **AB** Read the email and answer the questions.

To: Nadima
Subject: Our Mother's Day party

My family is very excited this week because on Saturday we're having a party for Mother's Day, and both our grandmas and grandpas are coming.

The party is going to be at our house. We're very busy getting everything ready. I wrote a list of the things we need to do. We want to help our mum and dad. I'm going to help Mum clean the sitting room, and Wisam is going to tidy his bedroom.

On Friday, we're all going to go shopping to buy the presents and the party food. We're also going to buy some new clothes.

On Saturday morning, I'm going to help Mum to do the cooking. Dad and Wisam are going to put up the decorations. Ammar is going to make cards for Mum and for our two grandmas. I think we should help him to do the drawings and make any cut-outs. Dad is going to wrap up the presents, and we will help him.

I won't see you this weekend because I'm going to be too busy. I'll see you in school on Sunday and tell you about the party.

Dania 😊😊

- 1 Who is coming to the party?

- 2 Where is the party going to be?

- 3 What is Dania's family going to buy on Friday?

- 4 How many cards is Ammar going to make?

- 5 Is Ammar going to make the cards by himself?

- 6 Who is going to wrap up the presents?

- 7 When will Dania see her friend Nadima?

Shopping for our party

A   Listen and complete the conversation.



Let's write a _____¹ list.



Dania, can you write down what we need to buy?



OK. I've got my notebook here. Can I write down the _____² first?



I'm going to buy a _____³ for Granny Nadia, and Dad is going to get a _____⁴ for Granny Huda.



Dania, write down what we're going to buy, but don't tell Mum because it's a surprise!

Dania for Mum - leather bag
Wisam for Mum - wooden picture frame

What about my present? I'm going to make the _____⁵!



That's going to be a lovely surprise!

We need _____⁶ for the cards and wrapping up the presents.



Can we have _____⁷ and decorations?



Yes, we can. We're going to have lots of flowers, too. Now, let's write down what _____⁸ we need to buy at the supermarket.



B Check your answers with a partner.



What's number 1?

I think it's ...



C Look at the picture. Read and label the shops.



- 1 There's a watch shop on the first floor next to the pharmacy.
- 2 The best shop for cards and paper is on the first floor next to the jewellery shop.
- 3 There's a big supermarket on the ground floor opposite the frames shop.
- 4 There's a picture frames shop on the ground floor opposite the supermarket.
- 5 Women's fashion is on the ground floor between the picture frames shop and the shoe shop. They sell leather bags and scarves, too.

D Check your answers with a partner.



Where's the watch shop?

It's on the first floor next to the pharmacy.



Presents for Mother's Day

A Look at the presents and complete the labels.

Dania, Wisam and Ammar went shopping with their parents for presents. These are the presents they bought.

leather

metal

wooden

woollen

1
Mum
I bought you a red
bag. I hope you
like it.
Dania 😊



2
Mum
I bought you a
picture
frame. I hope
you like it.
Wisam 😊



3
Granny Nadia
We all bought you a
scarf. We hope
you like the colour.
Mum



4
Granny Huda
We all bought you a watch.
It's made from
but it's not really made
from gold!
Dad



B  Listen and read the conversation.



Let's wrap Mum's bag first.

OK, which wrapping paper shall we use?



I like the one with the pretty flowers.



OK, what about the paper for her picture frame?




I like the paper with all the presents on it.



What about the paper for Granny Nadia's scarf?



I like the paper with big pink cakes and the small strawberries.



OK, let's use the paper with pink, blue and purple balloons for Granny Huda's watch.



Yes, that's my favourite. I love balloons!





C  Write about the wrapping paper you like best.

I like the wrapping paper with _____

Which job?

A  Look at the photos and complete the phrases.



1 Putting flowers in a jug _____

2 Painting _____

3 Cleaning _____

4 Blowing up _____

5 Tidying _____

B  Read the conversation and write the missing words.

balloons bedroom cake cards decorations
 floor jug pictures sitting room



Wisam, you should blow up the _____ 1. I need them for the decorations. But first you must tidy up your _____ 2.



OK, Dad.

Dania, you should clean the _____ 3 first. Then can you help Wisam blow up the balloons?



Can I help, too?

Yes, Ammar, of course you can. I must start making the _____ 4. It takes a long time to bake. But Dania, first I'll help you clean the floor in the _____ 5.



I must put up the _____ 6. I want the sitting room to look pretty.



We should put the flowers in the pretty glass _____ 7 we bought for your birthday.



That's a good idea. Can you do it, Dania?

When can I start making the _____ 8?




Ammar, Dania and Wisam, you should all start making the cards as quickly as possible. But do the balloons first.



I want to paint the _____ 9. The cards must be the best!

C  Listen and check your answers.

Saturday morning

A  Read and answer the questions using the verbs.

It's Saturday morning. The family's Mother's Day party is starting at four o'clock. Everyone is busy getting things ready.

1 Everyone is at home. What are they doing?
get ready They are getting ready for the party.

2 Mum is in the kitchen. What's she doing?
bake _____

3 Dad is in the sitting room. What's he doing?
put up _____

4 Wisam is in his bedroom. What's he doing?
tidy up _____

5 Dania is in the sitting room. What's she doing?
clean _____

6 Ammar is at the kitchen table. What's he doing?
paint _____

B Work with a partner. Ask and answer.




Number 2. Mum is in the kitchen. What's she doing?

Yes, I agree.

She's baking a cake ...



C  Listen to the pieces of conversation. Say what each person is talking about.

1 This is lovely, Ammar. I like the birds and the flowers.

2 Would you like another piece?

This is about a Mother's Day card.

3 This is woollen. It will be warm in the winter.

4 Did it take a long time to blow up all these?

5 Grandpa can take a photo today, and we can put it in this.

6 This is very nice. You know that red is my favourite colour.

7 Who made this one? It's very good.

8 This is very pretty. Can you put it on my wrist?

D Work with a partner and say what you think.



I think number 2 is about ...

Yes, I agree.



No, I think it's about ...

MAKING A CARD

A  Listen and read.

Why make a card yourself? This is what some children said.



It's special for the person you make it for.

You can draw what you want.



Making your own cards is cheaper.

You can add pretty things, like ribbons and cut-outs.



You can say what you want and write your own message.

You can make your own designs.

**When do we send cards?**

- ▶ Mother's Day on 21st March
- ▶ Teacher's Day on 1st March
- ▶ Birthdays
- ▶ New Year on 1st January
- ▶ Congratulations (on passing an exam, or on a new job or on a new baby)

It's easy to make a card!



- B** Look at the pictures. Say Yes or No for the things you can see.

Card – this is thick paper, but not cardboard

Coloured card

Scissors

Glue

Paints

Coloured pens and pencils

Popcorn

Buttons (like the ones you have on a coat)

Ribbons (for decoration, like the ones girls put in their hair)

- C** 🧐 Here are some instructions for making a card.

Can you put them in order?

- Choose your card or paper.
- Write your message inside.
- Fold the paper in half so that you have a front, a back and two middle pages.
- Add any decoration you want.
- Think about which colours you are going to use.
- Get your materials.
- Draw or make your picture.
- Think about which drawing, cut-outs and decorations you want to put on the card.

Check my understanding

A 😊 Read 'Making a card' again and tick (✓) **Yes** or **No**.

- | | Yes | No |
|---|--------------------------|--------------------------|
| 1 We can send cards on many special days. | <input type="checkbox"/> | <input type="checkbox"/> |
| 2 Buying a card is cheaper than making your own one. | <input type="checkbox"/> | <input type="checkbox"/> |
| 3 It is best to make a card using card because it is thicker. | <input type="checkbox"/> | <input type="checkbox"/> |
| 4 You can use lots of different things to decorate your card. | <input type="checkbox"/> | <input type="checkbox"/> |
| 5 You shouldn't use glue to make your card. | <input type="checkbox"/> | <input type="checkbox"/> |
| 6 We usually write our message inside the card. | <input type="checkbox"/> | <input type="checkbox"/> |
| 7 You can use drawings, or cut-outs or both on your card. | <input type="checkbox"/> | <input type="checkbox"/> |
| 8 It is best not to fold the card or paper. | <input type="checkbox"/> | <input type="checkbox"/> |

B 😊 Choose two words to match each verb.

- | | | | | |
|-----------------|--------------|--------------|-------------|---------------|
| 1 have | a party | a weekend | my school | a celebration |
| 2 give | a present | a card | decorations | this weekend |
| 3 help | your parents | everything | shopping | my brother |
| 4 make | my grandma | a cake | a poster | my bedroom |
| 5 write | a present | a list | a message | a surprise |
| 6 choose | your paper | your drawing | your idea | your birthday |
| 7 use | glue | scissors | a party | a present |
| 8 send | a message | a smartphone | an email | balloons |

C  Listen. Tell your partner which sentence you hear.



- 1 a It's Saturday, and we're going shopping.
b It's Friday, and we're going shopping.
- 2 a I'm going to buy a metal cup and a plastic bowl.
b I'm going to buy a metal bowl and a plastic cup.
- 3 a My brother's going to buy some cotton shirts for summer.
b My brother's going to buy some cotton shorts for summer.
- 4 a Dad's going to buy a new leather belt.
b Dad's going to buy a new leather bag.
- 5 a After shopping, I think we'll go to the café.
b After shopping, I think we're going to the café.
- 6 a I'm going to have some cake and lemonade.
b I'm going to have some lemonade and cake.

D Use the phrases to ask and answer questions.



What are you going to do?



I'm going to make a card.

bake a cake buy a present clean the house
do the shopping make a card
put up the decorations wrap the presents

A  Listen and sing.

Dad's birthday!




Clean the house, clean the house,
Hoover, dust and shine,
Wipe it, soak it, wash it,
Hang it on the line!



Make a card, make a card,
Paper, pens and glue,
Cut it, stick it, fold it,
Make it beautiful!



Cook some food, cook some food,
Measure, chop and slice,
Grate it, mix it, bake it,
Cut it with a knife.



Buy a gift, buy a gift,
Trousers, shirt and hat,
Buy it, wrap it, name it,
Give it to your dad!



B Make a poster about making a Mother's Day card!




We made a poster about making a Mother's Day card.



Don't forget! It's on the 21st of March every year.


Our Mother's Day card



Our mum's favourite colours are red and pink.



First, we folded the card in half.



She likes animals, birds and flowers.



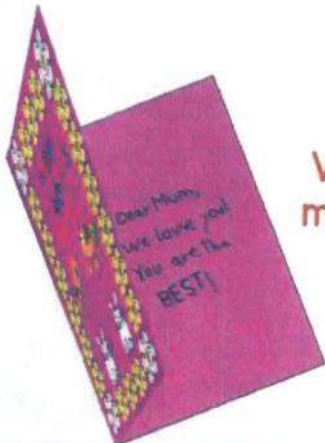
We put flowers around the card to make a border.



We drew two rabbits and two birds in the middle.



We wrote 'Happy Mother's Day' at the top.




We wrote our message inside the card.



We made a card.

A  Read and guess the missing words.



Most people agree that John Logie Baird i_____¹ the first television. Televisions in the p_____² were small and heavy. The picture w_____³ black and white, and it was poor quality. Now, televisions are b_____⁴ than in the past, and the picture is high quality. There are over 200 channels, and you can use your television to p_____⁵ games and go online. In the f_____⁶, I think televisions will get bigger and better. Perhaps televisions w_____⁷ make smells to match the pictures that you see!

B  Listen and check your answers.

C Say sentences with your partner. Use the words in the box.

artificial intelligence different planets driverless cars
flying cars housework robots
schoolwork smartphones teachers in schools



In the future, ...



... we will travel to space on holiday.

A  Listen and read.



Let's play a spelling game. I'll start.
It begins with **b**, it ends with **e**. You do it in an oven.



Yes, it is.

I know! Is it **bake**?



My turn. It begins with **h** and ends with **t**.
You should wear it when you ride your bike.



Yes, it is.

I know!
Is it a **helmet**?



My turn. It begins with **k** and ends with **e**. You need
to be very careful with it because it is very sharp.



Yes, it is.

I know! Is it a **knife**?



A   Listen, read and write the answers to the questions.

Teacher's Day

In Iraq, we celebrate Teacher's Day on 1st March. This is a special day, and we celebrate it because we want to thank our teachers for everything that they do for us. Here are some ideas:



- You can write a 'Thank you' note or a letter. Your note can be short or long. Both will show your teacher that you are thinking of them on this special day.
- Making a card is another great way to thank your teacher. In my class, we think cards are the best way because you can decorate the card, and you can write your own message.

These are three cards that pupils in my class made. Now they need to write 'Happy Teacher's Day' at the top and write their messages inside. This is what some pupils said.

I drew a tree with the sun and grass because in March it is spring. My teacher loves spring.



I drew some flowers and strawberries because strawberries are my teacher's favourite fruit.



I made my card with cut-out boats on the sea because my teacher likes going to the seaside.



- 1 What season is Teacher's Day in?

- 2 Why do we celebrate Teacher's Day?

- 3 Write two good things about making your own card.

- 4 How would you decorate your teacher's card?

A Play the *I can say much more in English!* game.

You need a game circle. Make your own counter in a shape and colour you like.

