



Republic of Iraq,  
Ministry of Education

# English for Iraq

4th Primary



Sarah MacBurnie

Pupil's Book

*Garnet*  
EDUCATION

**Published by**

Garnet Publishing Ltd.  
8 Southern Court, South Street, Reading RG1 4QS, UK

First edition © 2016 Garnet Publishing Ltd.

The right of Sarah MacBurnie to be identified as author of this work has been asserted by her in accordance with the Copyright, Designs and Patents Act 1988.

All rights reserved. No part of this publication may be reproduced, stored in a retrieval system, or transmitted in any form or by any means, electronic, mechanical, photocopying, recording, or otherwise, without the prior written permission of the Publisher. Any person who does any unauthorised act in relation to this publication may be liable to criminal prosecution and civil claims for damages.

**Photography:** 123rf.com, Alamy, Dreamstime, Getty Images, iStockphoto, Shutterstock

**Acknowledgements:** Page 25: Photograph of London, Karel Miragaya © 123rf.com;  
Page 67: Photograph of Baghdad, © Rasoulali/Dreamstime.com

IRQ16 PB 4thP

The Ministry of Education would like to thank the following primary specialists for bringing their experience and knowledge to the project and for their hard work in support of the Editorial and Adaptation Committee during the development of *English for Iraq 4th Primary*:

Faten Fakhri Khalaf - Primary Education Specialist  
Hala Talib Hammood - Trainer and Co-ordinator to the English Curriculum Committee

# Book Map

## Unit 1 page 6

### Vocabulary

**Our playground** tunnel, swing, slide, ladder, roundabout, bars

**School shop** sharpener, lemonade, pencil, apples, sweets, juice, cookies, notebooks

**Prepositions** up, down, through, along, around

**Comparatives** bigger, smaller, taller, shorter, older, younger, longer

**Sequencers** first, then, after that

**Positioning** top, middle, bottom

### Language

I'm climbing up the ladder. • Don't go too fast! • In my bag, there are some books. • I am taller than my brother. • What's on Tuesday? First, it's maths. Then, it's English. • Whose ruler is this? It's Lina's.

• Let's put the notebooks on the top shelf.

### Song

The playground song

### Rhyme

Bigger and smaller

### Story

The Lion and the Mouse

## Unit 2 page 22

### Vocabulary

**Around the world** Iraq, England, America, Russia, China, Brazil, Baghdad, London, country, population, capital city

**Geography** mountain, desert, stream, river, village, lake, field, city, oil field, north, south

**Weather** hot, mild, dry, wet, summer, winter, 40°C

**Numbers** 100, 200, 300, 400, 500, 600, 700, 800, 900, 1000

**Times of day** 8 o'clock, 8.15, 8.30

**School subjects** Arabic, English, maths, science, history, RE, music, art, PE

### Language

I'm Adel. I'm from Iraq. Where are you from? • There are 600 children in my school. • I go to school at 8 o'clock. I go to school on foot. • On Tuesday, I have Arabic. • I have my lunch at home. • What's the time? It's 3.30.

• Can you help me? Yes, I'll try. • Iraq is a big country. It has mountains and desert. • It has one leg and it moves its arms in the wind. It drinks water. • Can you guess? What is it? I know! It's a tree!

### Rhyme

Big Numbers

### Story

City Mouse and Village Mouse

## Unit 3 page 38

### Vocabulary

**Open day** stalls, races, games

**Drinks** coffee, tea, lemonade, cola, orange juice, mango juice, water, milk

**Snacks** cakes, watermelon, cookies, sandwiches, pizza, sweets

**Races** running, skipping, egg and spoon

**Clothes** T-shirt, trainers, trousers

**Months of the year** January, February, March, April, May, June, July, August, September, October, November, December

**Ordinal numbers** first (1st), second (2nd), third (3rd), fourth (4th)

### Language

When is your birthday? It's in March. • Can I help you? Can I have a cola, please? • What do you want? I want a cup of tea. • How much are the cakes? They're 250 IQD each. • Who buys a cake? What does Nadia buy? • Whose is this? This is Lina's T-shirt. It's Lina's. • What's wrong? Yousif's trainers are too big. • Who was first in the race? Tariq was first. • The first race is running. The second race is the egg and spoon race.

### Rhyme

Months of the year

### Project

Make a poster

### Story

Sports Races

## Unit 4 page 54

## REVISION

### Story

The Magic Bird

### Language game

Snakes and ladders

## Unit 5 page 58

### Vocabulary

**Places to see** museum, lake, cave, forest, waterfall, ruin, seaside, river, mountain range, bridge, city, buildings

**School trip** timetable, train, bus, rules, activities, shop, café, presents, vote

**Things to buy** balloons, cookies, crayons, hats, honey, mugs, notebooks, pens, postcards, sweets

**Weather** clouds, snow

**Adjectives** ancient, beautiful, large, interesting, famous, high, dangerous, favourite

**Superlatives** biggest, smallest, tallest, shortest, longest, highest, coldest

**Numbers** 1000, 2000, 3000

### Language

How many pupils want to see the seaside? 15. • We're going to see a waterfall. I'm going to take my backpack. • Yousif is drawing a picture. Tariq is sleeping. • Sit quietly. Do not talk loudly. What are you going to buy? I'm going to buy cookies and a hat. • The Euphrates is the longest river in Iraq. • A cow is bigger than a cat. • The green apple is the biggest. • Which is the biggest – a car, a truck or a train?

### Rhyme

School trip

### Story

Rami and the School Trip

## Unit 6 page 74

### Vocabulary

**At the cinema** film, popcorn, ice-cream, funny, good robot, bad robot

**Question words** who, what, when, where, why, how

**Days of the week** Sunday, Monday, Tuesday, Wednesday, Thursday, Friday, Saturday, yesterday, today, tomorrow

**Adverbs** quickly, slowly, loudly, quietly, carefully

### Language

Where did you go? We went to the cinema. • What did you see? We saw a film about robots. • Who did you go with? I went with my mum, dad and brother. • What did you have? I had an ice-cream and popcorn. • What was it like? It was a great day! • Why are you laughing? Because the film is very funny. • Yesterday, I went to school. My first lesson was maths. I played with my friends. • On Monday, a cat slowly ate an ice-cream in the kitchen because it was hungry! • When I was 9, I had long, black hair. • When you were 11, you were a good pupil. • When he was 10, he was good at football.

### Rhyme

Where did you go?

### Story

The Little Brown Bird

## Unit 7 page 90

### Vocabulary

**Challenge** badge, form, score, correct, wrong, picture dictionary, bucket, borrow

**Shapes** square, rectangle, triangle

**Rules** must, mustn't

### Language

I am going to do the maths challenge. • What do I need for maths? You need a ruler and a pencil. • Who is ready? • She has a T-shirt. She needs some trainers. • Have you got any crayons? No, I haven't, but I need some. Can I borrow yours? • First, you must put on your badges. Remember! You mustn't talk. • I must eat healthy food. I mustn't eat lots of sweets.

### Rhyme

Have you got ... ?

### Story

The Big Bike Race

## Unit 8 page 106

REVISION

### Story

Ice-creams for Everyone!

### Language game

A pronunciation game

## Your dictionary page 110

## New friends

▶ Listen and read. Match the numbers.



Hello, I'm Yousif and I'm 9.  
I'm tall for my age. I live with my  
mum, dad and my sister, Lina.  
She's 8.

1

My name is Nadia. I am 9,  
so I am older than Lina.  
She's my best friend.  
I have long black hair.

2


Hi, I'm Kareem. I'm 9. Yousif is  
my best friend. I have very short  
black hair. My favourite sport  
is running. Yousif is taller than  
me, but I am bigger.

3

Hello, I'm Lina. I'm in Grade  
3 at school and I'm 8. I have  
long hair. My favourite lesson  
is English and my favourite  
colour is red.

4

▶ Listen, point and read.



▶ Ask and answer.

- 1 How old is Nadia?
- 2 Is Kareem in Grade 4?
- 3 What does Nadia like best in the playground?



How old is Nadia?




Nadia is 9.

▶ Listen and check your answers.

# Our playground

▶  Listen, point and say.



▶ Read and write the names of playground things.

- 1 Look at me! I'm flying up on the \_\_\_\_\_
- 2 Wow! I'm walking along the \_\_\_\_\_
- 3 I'm here. I'm climbing up the \_\_\_\_\_
- 4 I'm on my knees. I'm crawling through the \_\_\_\_\_
- 5 Look at me! I'm going down the \_\_\_\_\_
- 6 Here I am! I'm spinning around on the \_\_\_\_\_

▶  Listen and check your answers.



► Read and write the words.

up

down

through

along

around



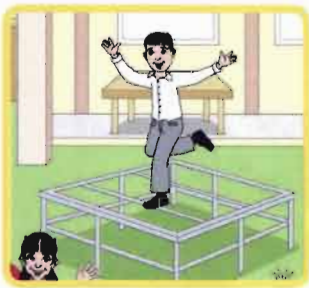
1 I'm climbing up the ladder.



2 I'm going \_\_\_\_\_ the slide.



3 I'm crawling \_\_\_\_\_ the tunnel.



4 I'm walking \_\_\_\_\_ the bars.



5 I'm spinning \_\_\_\_\_ on the roundabout.

# Playground rules

► Read the rules and match the pictures.

## Our playground rules

- Do not stand on the swing.
- Do not go too fast.
- Hold on with both hands.
- Do not push.
- Do not balance on 1 leg.

► Listen and point to the correct picture.



► What's wrong? Point and say the rules.



Let's check

do not = don't

► Listen, point and sing.

## The playground song

Playing in the playground,  
lots of games to play.

Playing in the playground.  
We do it every day.

Climbing up the ladder.  
Going down the slide.

Crawling through the tunnel,  
a clever place to hide!

Playing in the playground,  
lots of games to play.

Playing in the playground.  
We do it every day.



# What's in my school bag?

► Guess. Read and tick (✓) **Yes** or **No**.



**Yousif**

In my bag ...

- 1 there is a rubber and a pencil.
- 2 there are some books.
- 3 there is a bottle of water.
- 4 there is a ruler.
- 5 there are some socks.
- 6 there is a sandwich.
- 7 there are some crayons.

Yes	No



**Lina**

In my bag ...

- 1 there is a notebook.
- 2 there are some sweets.
- 3 there is a T-shirt.
- 4 there is a ruler.
- 5 there are some pens.
- 6 there is a toy bear.
- 7 there are some dates.


Yes	No



► Listen. Are you correct?

► Are they the same? Tick (✓) **Yes** or **No**.

1



Yes  No




3



I'm 40. I'm 8.

Yes  No

4



I'm 158 cm. I'm 145 cm.

Yes  No

► Choose two words for each picture.

long big tall young short old small short


Picture 1 long short Picture 2 \_\_\_\_\_

Picture 3 \_\_\_\_\_ Picture 4 \_\_\_\_\_

►  Listen, check and say the words.

# What's the difference?

▶  Listen and read.



▶ Match. Write the numbers.

1	big	Opposites	short	<input type="text"/>
2	long		young	<input type="text"/>
3	old		short	<input type="text"/>
4	tall		small	<input type="text"/>

▶  Listen and say.

long → longer	tall → taller
short → shorter	short → shorter
old → older	big → bigger
young → younger	small → smaller

▶  Listen and say the rhyme.

## Bigger and smaller

A ruler is longer than a pen,  
And number 12 is bigger than 10.

A giraffe is taller than a bee,  
And my mum and dad are older than me.  
So I am younger than them, you see!

A car is smaller than a van,  
And I am shorter than that man.

Let's say these words together again:

Longer, shorter,  
Older, younger,  
Bigger, smaller,  
Taller, shorter.



▶ Make sentences and tell a friend.

- 1 I am taller than \_\_\_\_\_
- 2 I am younger than \_\_\_\_\_
- 3 My mum is \_\_\_\_\_ than me.
- 4 My \_\_\_\_\_ is \_\_\_\_\_ than me.

# Packing my school bag


## ► Read the emails.

To: Yousif  
Subject: Tomorrow's lesson

Hello Yousif

Can you help me, please? I can't find my timetable. What lessons do we have tomorrow? It's Tuesday tomorrow and I think we have PE.

Kareem 😊



To: Kareem  
Subject: Tomorrow's lessons

Hi Kareem

First it's science. Then, it's Arabic. After that, it's RE. See you at school.

Yousif 😊

## ► 🎧 Look at your Activity Book. Listen and practise.


What's on Tuesday?




First, it's maths. Then, it's English. After that, it's PE.





▶  Listen. Whose things? Write Y (Yousif) or L (Lina).



▶ Complete the questions and answers.

**Picture 1** Whose rubber is this ? It's Lina's.

**Picture 2** Whose \_\_\_\_\_ ? \_\_\_\_\_

**Picture 3** Whose \_\_\_\_\_ ? \_\_\_\_\_

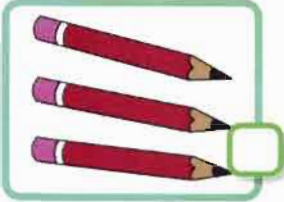




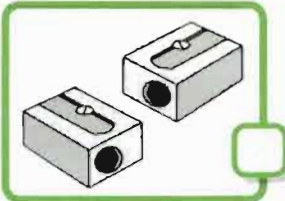
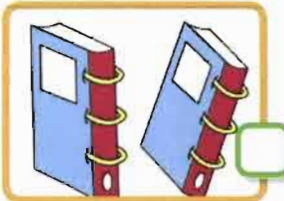

**Picture 4** Whose \_\_\_\_\_ ? \_\_\_\_\_

▶ Ask and answer.




# The school shop

► Write the words. Choose 5 things and tick (✓).

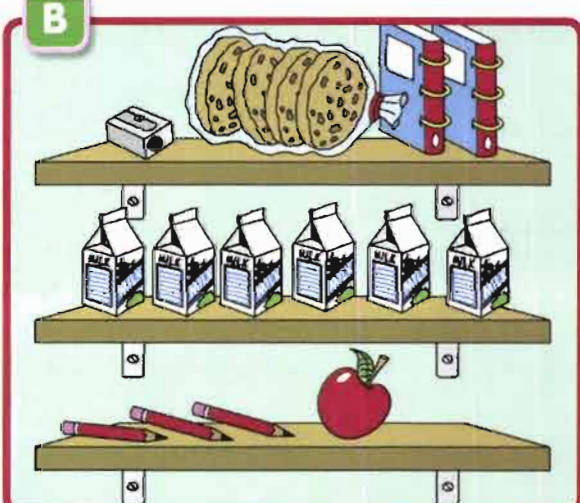
sharpeners	lemonade	apples	pencils
sweets	milk	cookies	notebooks
			
			

► Listen. Which is the correct picture?

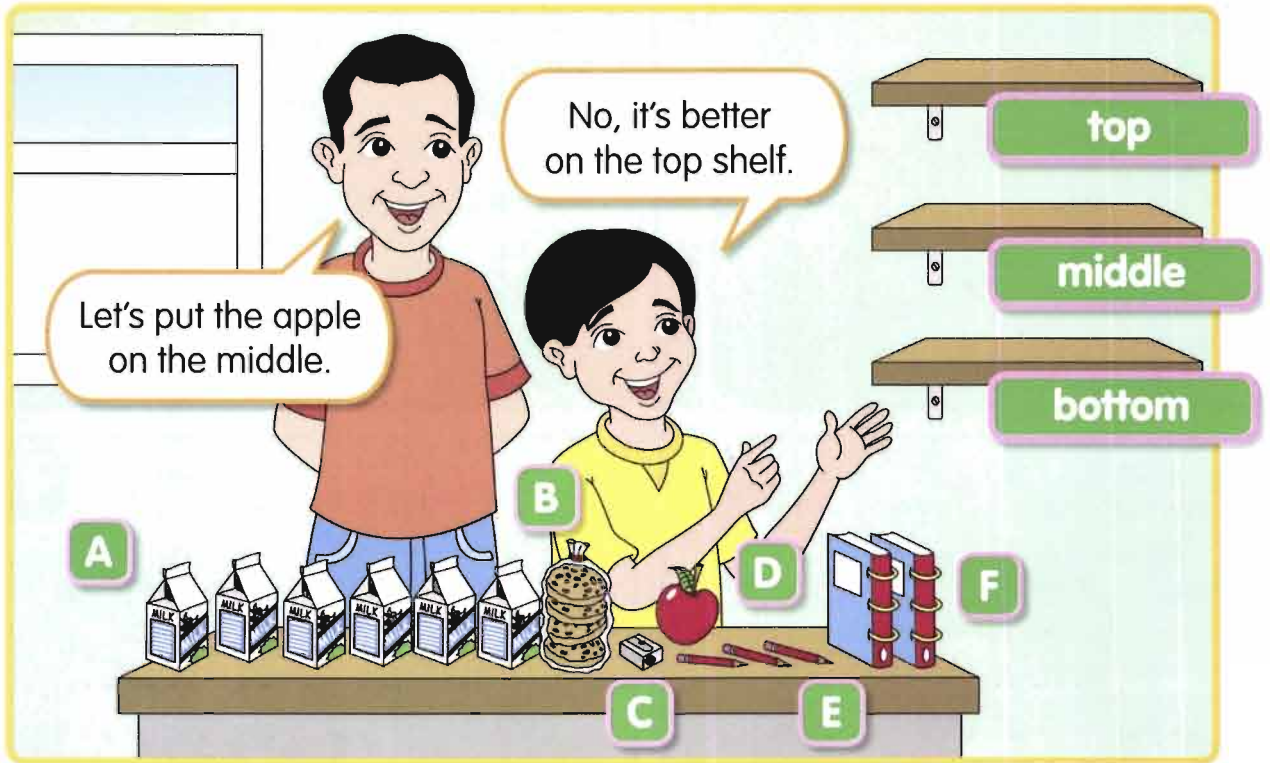
**A**



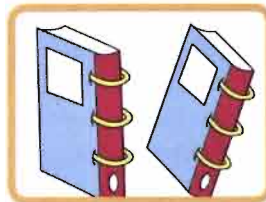
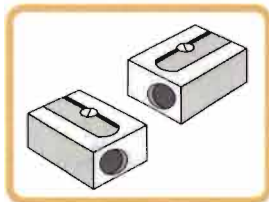
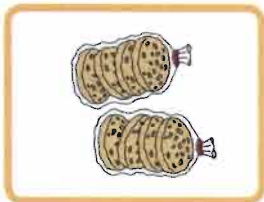


**B**



► Listen. Where are the things? Write the letters on the shelves.



► Talk with your partner about your shop.



Let's put the pencils on the bottom shelf.





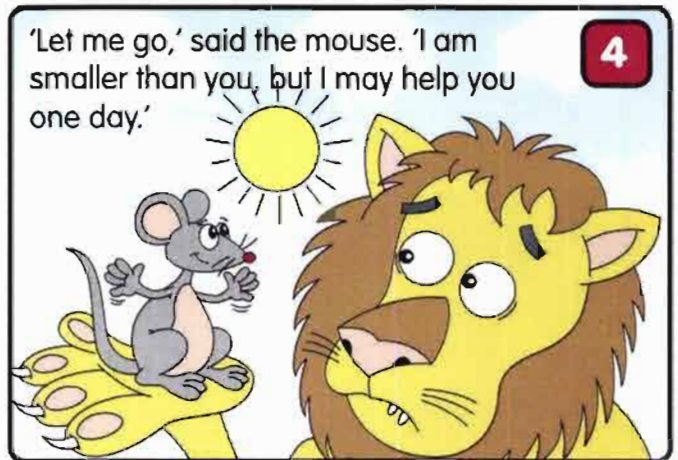
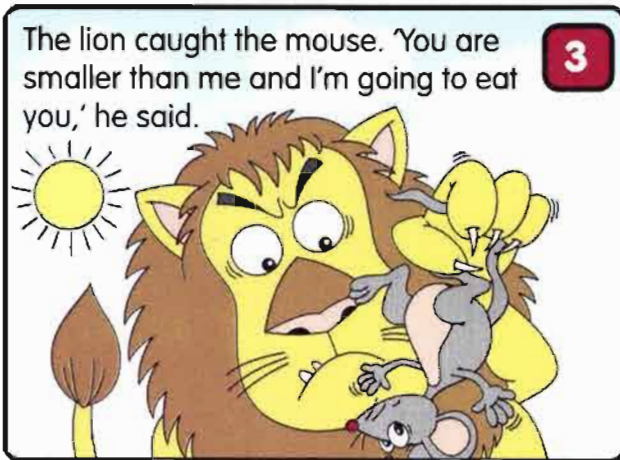


Yes, that's good.








No, they're better on the table.

## The Lion and the Mouse

▶ Listen and read.





# Around the world

▶  Listen and point to the countries.



North America

South America

Hello. I'm from England. My name's Sam. Where are you from?

Hi. I'm Liz. I'm from America.

Hello. We're Pedro and Alex. We're from Brazil.

▶  Listen and say the names.

England

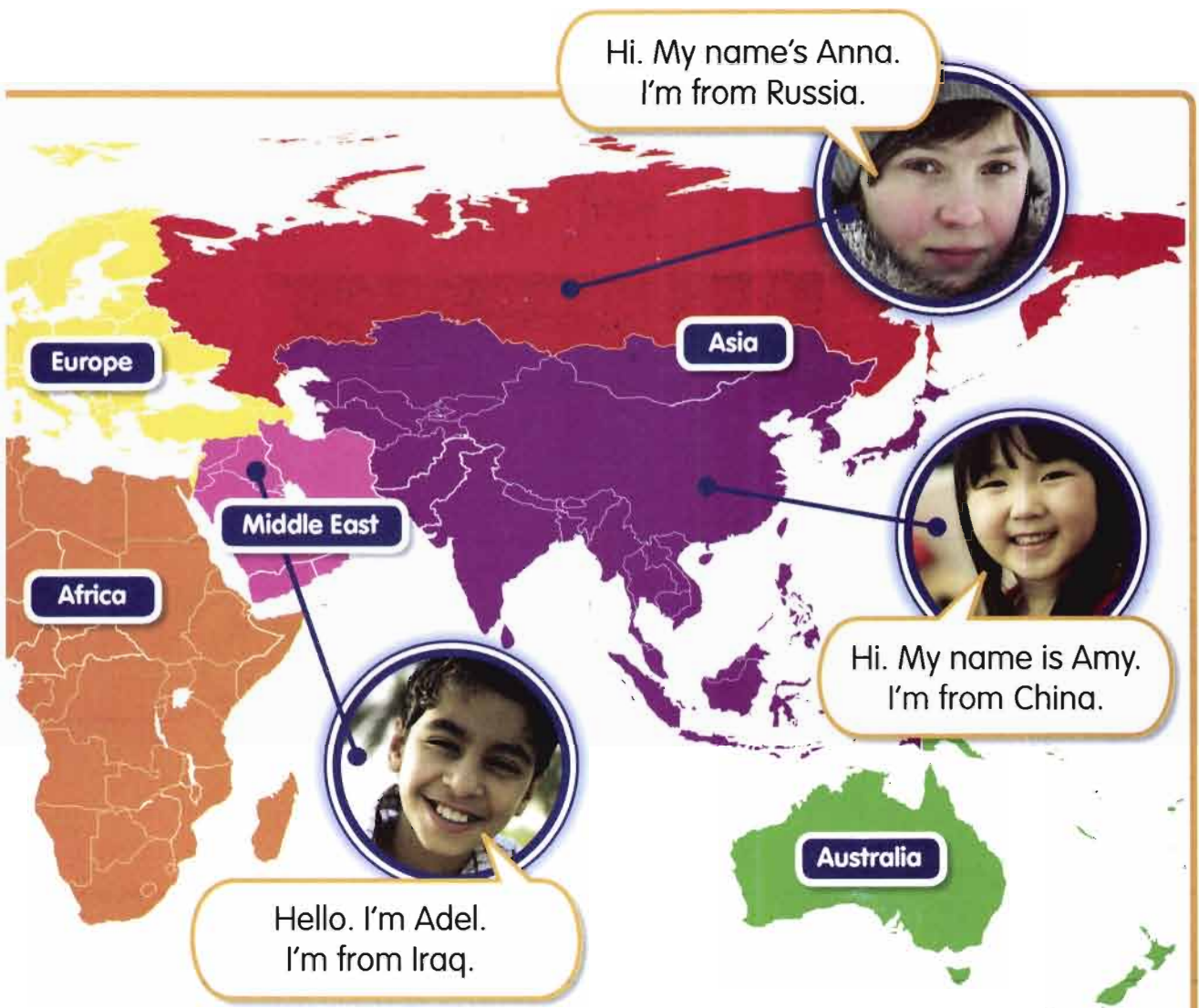
Iraq

America

Russia

Brazil

China



Hi. My name's Anna.  
I'm from Russia.



Europe

Asia

Middle East

Africa



Hi. My name is Amy.  
I'm from China.



Hello. I'm Adel.  
I'm from Iraq.



Australia

**Let's check**  
Names have capital letters.  
Yousif  
Lina  
Iraq  
China  
England



# I'm from Iraq



Map of Iraq



Iraqi flag

▶  Listen and read.



Hi Sam, my name's Adel.




Hello Adel. Where are you from?



I'm from Iraq. I live in Baghdad. What about you?



I'm from England. I live in London.



▶ Practise the conversation.



▶  Listen and read.



### Information file

## IRAQ

Capital city – Baghdad  
Language – Arabic  
Weather – hot and dry



### Information file

## ENGLAND

Capital city – London  
Language – English  
Weather – mild and wet

▶  Listen and say. Ask and answer.



What's the capital of Iraq?



It's Baghdad.



What language do you speak?



I speak Arabic.



What's the weather like in Iraq?



It's hot and dry.

# Are they the same?


▶  Listen and find the information.

## Information file

		Iraq	England
size of the country			
weather	summer	40°C	19°C
	winter	24°C	7°C
population in the capital city		7 million	8.5 million

▶ Read and tick (✓) **Yes** or **No**.

- 1 England is smaller than Iraq. Yes  No
- 2 Summer in Iraq is hotter. Yes  No
- 3 Winter in England is hotter. Yes  No
- 4 The population of Baghdad is bigger. Yes  No

▶  Listen and say the rhyme.

### Big Numbers

One hundred, two hundred 100 200

Three hundred, four ... 300 400

Five hundred, six hundred 500 600

Seven hundred, more ... 700

Eight hundred, nine hundred 800 900

~~Ten hundred?~~ NO!

We say **one thousand, one thousand** 1000


Now let's all have a go!

▶ Point and say the number.

Let's play

What's the number?

It's 300.



## A school day

► Read, find and write the words.



## My school day by Adel

Today is Tuesday. I go to school at \_\_\_\_\_



I go to school \_\_\_\_\_



There are \_\_\_\_\_ children in my school.

On Tuesday, I have Arabic, PE,  $2+3=5$  \_\_\_\_\_ and history.

$$2+3=5$$

I have my \_\_\_\_\_ at home.



I play with my baby \_\_\_\_\_ and brother.



on foot    sister    8 o'clock    maths    900    lunch

► Listen and check.

► What about you?


😊 I go to school at \_\_\_\_\_

😊 I go to school by / on \_\_\_\_\_

► Read, find and write the words.




### My weekend by Liz

Today is Saturday. I go shopping with my  \_\_\_\_\_ at 10 o'clock.

We go shopping by  \_\_\_\_\_

There are lots of  \_\_\_\_\_ and shops.

On Sunday, I play with my friends in the  \_\_\_\_\_

There is a swing,  \_\_\_\_\_, bars and a roundabout.

We have a lunch in  \_\_\_\_\_. I like rice and chicken.

I go home at  \_\_\_\_\_

3 o'clock   bus   cars   mum   a slide   a café   park

►  Listen and check.

► What about you?

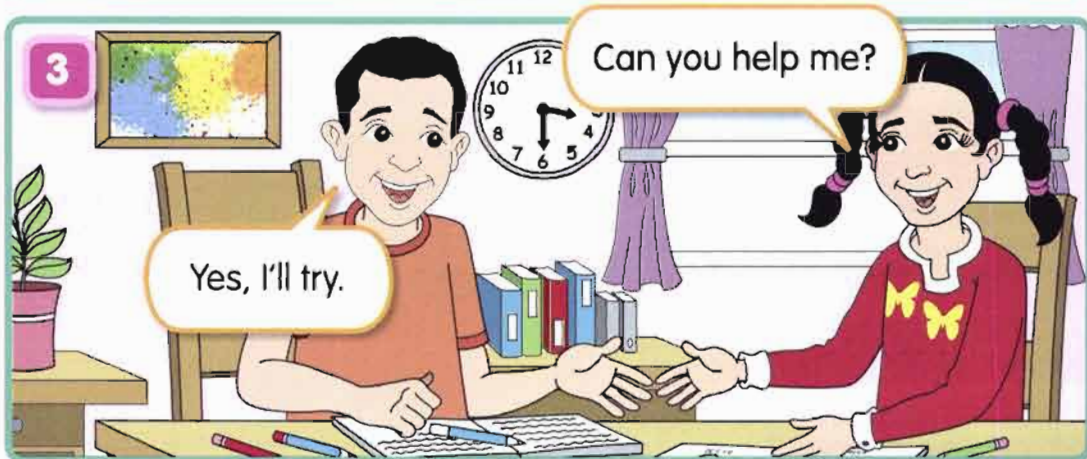

😊 On Saturday I \_\_\_\_\_

😊 I like \_\_\_\_\_ for my lunch.

# More time

▶  Look and listen to Lina and Yousif.

Yousif and Lina are at home. They are doing homework. Lina is doing English homework.



What's the time?

4

That's easy. It's 3.30.



5

Look. Count the minutes.  
5, 10, 15, 20, 25, 30, 35, 40, 45, 50, 55, 60.



6

I see. 3 and 30 minutes. It's 3.30!



▶  Listen again and practise.

▶ Act out the conversation.


Can you help me?



Yes, I'll try.



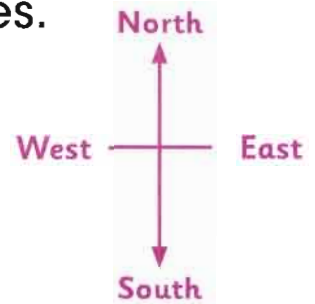
▶  Listen, point and say.





▶  Listen and read. Number the pictures.

Iraq is a big country. It has <sup>①</sup> high mountains and dry desert. There are lots of rivers – the two famous rivers are the Tigris and the Euphrates. Iraq has big cities and small villages. It has green fields for farming. There is lots of <sup>②</sup> oil in Iraq. Iraq is famous for its <sup>③</sup> date palms.




▶ Read and match. Write the numbers.

- 1 long
- 2 big
- 3 high
- 4 green
- 5 dry
- 6 small

- mountain
- village
- field
- river
- city
- desert

# Can you guess? What is it?

▶  Listen and guess.



▶  Listen again, check and write your answers.

Nadia

  m  o  u  n  t  a  i  n  

Lina

\_\_\_\_\_



Yousif

\_\_\_\_\_

Kareem

\_\_\_\_\_

► What is it? Ask your partner.



**A** It has one leg and it moves its arms in the wind. It drinks water.

---

It is small and it is in the country. People live here in houses and on farms.

---

**B** It is green. It grows things. It needs sun and water. We eat what it grows.

---

It comes from under the ground. It is black. We need it for cars and trucks.

---

## City Mouse and Village Mouse

▶ Listen and read.

City Mouse and Village Mouse were friends.

1




One day, City Mouse went to visit Village Mouse.

2



They had a picnic of bread and cheese.

3




This food is boring.  
City food is better.

4




Village Mouse went to visit City Mouse in his big city house.

5




City Mouse showed Village Mouse lots of delicious food.

6



Village Mouse ate and ate. There was lots of food and it was very rich.

7

A cartoon mouse in red overalls is eating a large cupcake with pink frosting and a cherry on top. The cupcake is on a white paper liner.

The door opened.

Meow!

ZZZZ


8

Village Mouse is sleeping on the floor with a speech bubble saying "ZZZZ". City Mouse, in a grey suit, is standing by an open red door with a speech bubble saying "Meow!". There is a pile of pink frosting on the floor.

A big, scary, orange cat jumped up to the table.

9


Run!

A large, fluffy orange cat with sharp teeth is jumping over the two mice. The mice are looking scared. There are some crumbs on the floor.

City Mouse and Village Mouse ran as fast as they could.


Help!

10

The two mice are running away from the cat. Village Mouse is carrying a carrot. City Mouse is carrying a carrot. There are some crumbs on the floor.

When they were safe, Village Mouse said, 'I don't like the city. I am going home to the country. It's quieter in the village.'


11

Village Mouse is talking to City Mouse. Village Mouse is holding a carrot. City Mouse is looking surprised.

When he got home, Village Mouse had a lovely lunch of bread and cheese.

I love my simple food.

12

Village Mouse is sitting on a picnic blanket in a grassy field. He is eating bread and cheese. There is a butterfly and a sun in the background.

## School Open Day



▶  Listen, look and read.


### Our school open day by Lina



Welcome to our Open Day! In May we have our school Open Day. Lots of people come to our school. My mum and dad are coming and my little sister, Salwa. My class has a stall and we are selling cakes. Yousif's class has a stall and they are selling drinks for the children and the parents. There are lots of races and games for everyone. It is very exciting!







▶ Read and tick (✓) or cross (X).

- 1 There is a school Open Day every month.
- 2 Lina's parents are coming to the Open Day.
- 3 Salwa is Lina's sister.
- 4 Lina is selling cakes at her stall.
- 5 Only children can buy drinks.

▶  Listen and say the rhyme.

January	February	March
April	May	June
July	August	September
October	November	December

▶ Ask and answer. Write the words.

 <p>What month is it?</p>	 <p>It's _____</p>
 <p>When is your birthday?</p>	 <p>It's in _____</p>
 <p>When is the next Pupil's Day?</p>	 <p>It's in _____</p>

# Class 4's stall



Yousif and Nadia want your help. What drinks do they want on their stall? They can have 5 drinks. Help them choose.

► Tick (✓) the drinks you want.



coffee



orange juice



lemonade



cola



water



mango juice



tea




milk

► Colour the drinks you want.



▶  Listen and read.

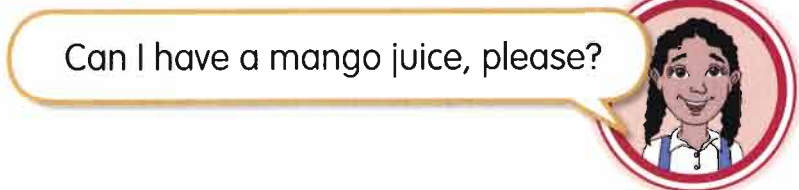


▶  Listen again and say.

▶  Ask and answer.



What do you want?



Can I have a mango juice, please?

## Class 3's stall

Class 3's stall is selling food. Look at the delicious things they have on their stall.

► Read and write the names of the foods.

cakes watermelon cookies sandwiches pizza sweets



► Listen and say.

► Ask and answer.







How much are the cakes?

They're 250 IQD each.



▶  Listen. What did Lina's friends buy?

	 Nadia	 Tariq	 Rana	 Khaled
cookies		2		
cakes				
watermelon				
sweets				
sandwiches				
pizza				

▶ Answer the questions.

- 1 Who buys 2 cookies? Tariq
- 2 What does Khaled buy? \_\_\_\_\_
- 3 Who buys 3 cakes? \_\_\_\_\_
- 4 What does Nadia buy? \_\_\_\_\_

▶ Ask and answer.



Who buys watermelon?

Nadia.



# Getting ready

▶  Look, listen and read.

Hello everyone! It's 2.30 now. It's time for the races soon. Please put on your sports trousers, your T-shirts and your trainers. Remember, Class 3 is the Yellow Team and Class 4 is the Brown Team. The first race is running. The second race is the egg and spoon race. Good luck!



▶  Listen and read again. Draw a line under words for colours and for clothes.

► Look and say.



This is Yousif's T-shirt.  
It's Yousif's.



These are Yousif's trainers.  
They're Yousif's.



These are Yousif's trousers.  
They're Yousif's.



► Write the sentences.



This is Lina's \_\_\_\_\_  
\_\_\_\_\_



These are \_\_\_\_\_  
They're \_\_\_\_\_



\_\_\_\_\_  
\_\_\_\_\_



► Point, ask and answer.



Whose is this?

It's Yousif's.



# What's wrong?

► Look and answer. How many things are wrong?



► Match. Write the numbers.

1 Yousif is wearing

a hat, a scarf and a coat.

2 Lina's egg is bigger than

too big.

3 Rana is wearing

in the sky.

4 Tariq is sitting

the spoon.

5 Nadia is

an ice-cream.

6 The teacher is holding

on a chair.

7 The moon is

sad.

8 Lina's trainers are

pink trousers.

▶  Listen and read Lina's email.

To: Suzan  
Subject: Our school Open Day

Hi Suzan

Today was our school Open Day. I ran in the egg and spoon race. I was first! My brother, Yousif, was the winner in the running race. My class had a stall with cakes, cookies and lots of nice things to eat. Yousif's class had a stall with drinks. It was fun!

Lina 😊

▶  Listen and read Suzan's email.

To: Lina  
Subject: Your school Open Day

Hi Lina

What cakes did you make? I am good at making cookies. Can you come to my school Open Day in June? There is a skipping race and a hopping race! I am in the blue team. What colour is your team? Here is a picture of me skipping.

Suzan 😊





▶ Look, listen and say.

**Sunday** is the first (1<sup>st</sup>) day in May.

**Monday** is the second (2<sup>nd</sup>) day in May.

**Tuesday** is the third (3<sup>rd</sup>) day in May.

**Wednesday** is the fourth (4<sup>th</sup>) day in May.

▶ Listen and repeat.

### LOOK!

1 = one

1<sup>st</sup> = first

2 = two

2<sup>nd</sup> = second

3 = three

3<sup>rd</sup> = third

4 = four

4<sup>th</sup> = fourth



Let's say it!

► Look and answer. Who was first?



► Let's say it!

Lina was first  
in the race.

Tariq was  
second.

Rana was  
third.



They all got a **rosette**.

► Look and say.

	English	Maths	Science
Yousif	78	60	75
Kareem	55	65	70
Nadia	80	70	69
Tariq	63	75	68



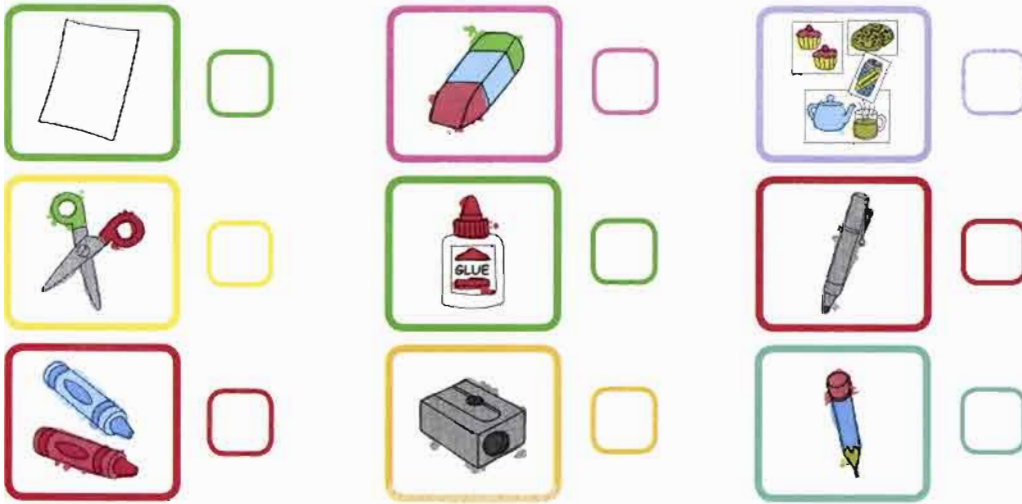
Nadia was first in English.



Yes, and Yousif was second.

# Making a poster

- What do you need for your poster?  
Tick (✓) or cross (X).



- Look and write. What's on your poster?

<b>School name</b>
Green Tree School
<b>Day and date</b>
Saturday, 4th June
<b>Stalls</b>
Cakes and cookies, drinks
<b>Races</b>
Running race at 2:30
Skipping race at 3 o'clock

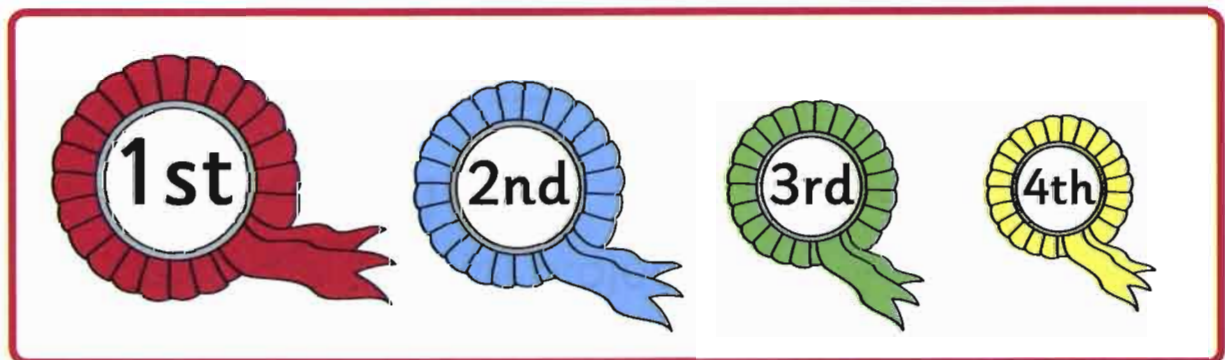
<b>School name</b>
<b>Day and date</b>
<b>Stalls</b>
<b>Races</b>

► Look and read.



► Now make your poster.


► Read other posters. Give prizes.



## Sports Races

▶ Listen, look and read.

It was a sunny day in May. At school, it was Open Day and there were races on the sports field. 1


A group of children from Class 3 and Class 4 are standing on a sports field. There are palm trees and a sun in the background. The children are wearing yellow shirts for Class 3 and brown shirts for Class 4.

The first race was a running race. The teacher shouted loudly. 2

Ready, steady, go!


A teacher in a red tracksuit is shouting "Ready, steady, go!" while holding a checkered flag. Two children from Class 4 are standing on a starting line, and one child is crouching in a starting position. There is a sun in the background.

Some children ran quickly and some children ran slowly. 3

Three children from Class 4 are running a race on a sports field. They are wearing brown shirts and red pants. There is a sun and a palm tree in the background.

Next, it was the egg and spoon race. The teacher shouted loudly. 4

Walk carefully!

Four children from Class 3 and Class 4 are participating in an egg and spoon race. They are holding eggs on spoons. A teacher in a red tracksuit is shouting "Walk carefully!" There is a sun in the background.

Nadia was in front. She was winning the race, but she walked too quickly and dropped her egg.

5

Oh no! My egg!



Lina walked quickly but carefully. She was first! Tariq was second!

6

Well done!



Well done, Lina!

Tariq is second!

The teacher gave a gold star to all the children. Everyone was happy and cheered loudly.

7

It was great!

Yes, we did!

Yes!

Did you enjoy the races?




Kareem and Lina were first in their races. Tariq and Rana were second and third in the egg and spoon race.

8

Yippee!





- There is a school challenge. Can you help?  
Choose your team: A or B? I choose Team \_\_\_\_\_

**Team A**  
Nadia, Yousif, Tariq

**Team B**  
Kareem, Lina, Rana

- Answer your team's questions.

Don't look back

~~LOOK~~

- Team A**
- 1 How old is Lina? \_\_\_\_\_
  - 2 I'm going \_\_\_\_\_ the slide.
  - 3 There \_\_\_\_\_ some pens in my bag.
  - 4 Where are you from? \_\_\_\_\_
  - 5 **longer** **shorter** A ruler is \_\_\_\_\_ than a pen.
  - 6 I go to school by \_\_\_\_\_

- Team B**
- 1 How old is Nadia? \_\_\_\_\_
  - 2 I'm climbing \_\_\_\_\_ the ladder.
  - 3 There \_\_\_\_\_ a toy bear in my bag.
  - 4 What language do you speak? \_\_\_\_\_
  - 5 **bigger** **smaller** A van is \_\_\_\_\_ than a car.
  - 6 I go to school at \_\_\_\_\_

- Listen and check. ✓ = 1 point.  
Who is the winner? \_\_\_\_\_

► Complete the sentences.

long  
high  
dry  
big  
bigger

- 1 Iraq is a \_\_\_\_\_ country.
- 2 The Euphrates is a \_\_\_\_\_ river.
- 3 A city is \_\_\_\_\_ than a village.
- 4 A desert is a very \_\_\_\_\_ place.

► Listen and practise.



Can I help you?

How much are the cakes?



200 IQD each.

Can I have 2, please?



Yes, here you are.

► Look and write the answers.

January	February	March
April	May	June
July	August	September
October	November	December

- 1 How many months in a year?  
\_\_\_\_\_
- 2 What month comes after May?  
\_\_\_\_\_
- 3 What month comes before September?  
\_\_\_\_\_

▶ Write the words you want. Listen and read.

1 There was an old man. He lived in a small village next to a long river. One day, he walked to the river and saw a very big <sup>1</sup> \_\_\_\_\_.

bird horse frog bee

2 The bird had a <sup>2</sup> \_\_\_\_\_ face and <sup>3</sup> \_\_\_\_\_ legs.

green yellow pink black

3 The old man was <sup>4</sup> \_\_\_\_\_.  
The bird looked at the old man.  
Can I help you?

healthy sad hot happy

4 The old man looked at the bird.  
I want to be <sup>5</sup> \_\_\_\_\_ again.

young tall old clever

5 There was a <sup>6</sup> \_\_\_\_\_ light.  
The old man wasn't there.  
I give you your wish!

green black purple yellow

6 Oh no! The old man is <sup>7</sup> \_\_\_\_\_  
than he wanted to be!

older taller shorter younger

▶ Tell your story to a partner.

There was an old man. He lived ...





► Play the game.

<p>30</p> <p>FINISH</p>	<p>29</p> <p>big</p>	<p>28</p> <p>milk</p>	<p>27</p> <p>from</p>	<p>26</p> <p>young</p>
<p>21</p> <p>through</p>	<p>22</p> <p>push</p>	<p>23</p> <p>village</p>	<p>24</p> <p>ladder</p>	<p>25</p> <p>stand</p>
<p>20</p> <p>sandwich</p>	<p>19</p> <p>swing</p>	<p>18</p> <p>fast</p>	<p>17</p> <p>down</p>	<p>16</p> <p>small</p>
<p>11</p> <p>old</p>	<p>12</p> <p>tall</p>	<p>13</p> <p>cookies</p>	<p>14</p> <p>long</p>	<p>15</p> <p>cakes</p>
<p>10</p> <p>dry</p>	<p>9</p> <p>up</p>	<p>8</p> <p>short</p>	<p>7</p> <p>water</p>	<p>6</p> <p>pizza</p>
<p>START</p> <p>1</p>	<p>lake</p> <p>2</p>	<p>3</p> <p>slide</p>	<p>4</p> <p>city</p>	<p>5</p> <p>mountain</p>

# Places to visit

► Look, read and write.

**museum**

**lake**

**cave**

**forest**

**waterfall**

**ruin**



► Listen and match.

1

**waterfall**

2

**museum**

3

**cave**

4

**forest**

5

**lake**

6

**ruin**

**ancient**

**beautiful**

**large**

**interesting**

**famous**

**high**

► Read and point.

## The Iraqi Museum

### Information file

The Iraqi Museum is very famous. There are lots of beautiful and ancient things in the museum. Can you see the head of a lion? Find two gold bracelets. Can you find the ancient writing? Find the boat. It is a guffa boat from the River Tigris.



► Find and write the word.

writing

bracelet

boat

museum

1 You wear it on your arm. \_\_\_\_\_

2 It floats on water. \_\_\_\_\_

3 A place for interesting and ancient things. \_\_\_\_\_

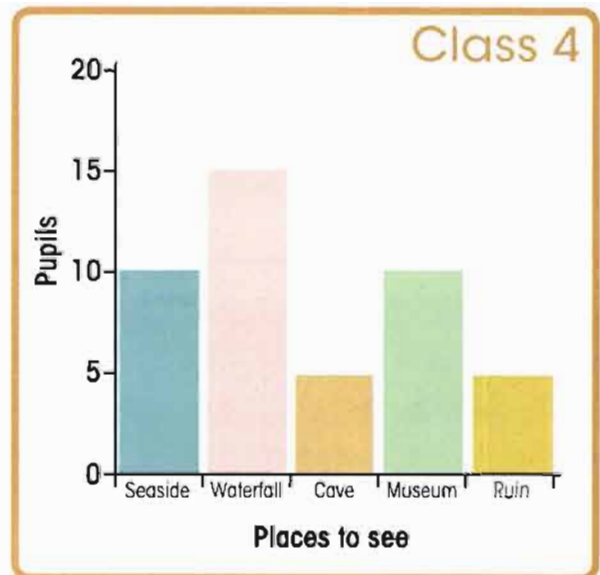
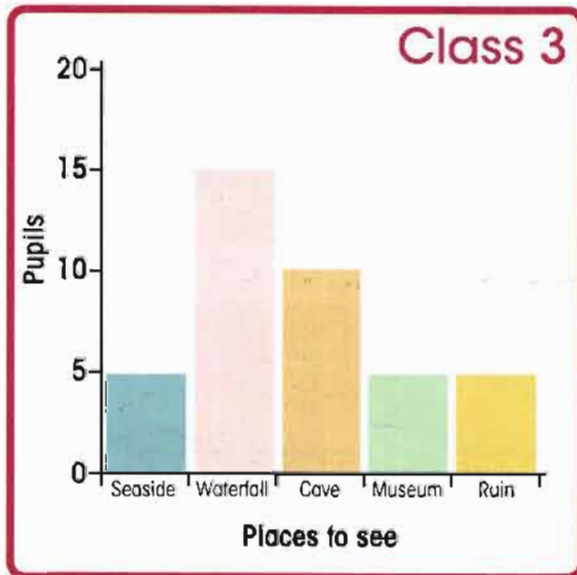
4 You need a pen or a pencil to do this. \_\_\_\_\_

## The class vote

▶ Listen and read.

Classes 3 and 4 are going to have a school trip. What are they going to see? They can vote for their favourite place.

▶ Here are the votes. Look and count.



▶ Listen, ask and answer.



How many pupils want to see the seaside?



15.

Which place is the favourite to see? \_\_\_\_\_

▶ Listen to Yousif and Lina. They are talking about their school trip.



I'm excited. We're going to see a waterfall.



And we're going to go on a train.



We're going to have a picnic.



We're going to see high mountains with snow.



Then we're going to do a project about waterfalls.



I'm going to take my backpack and wear boots.



So am I. I'm going to wear boots, a hat and a scarf.

▶ Now practise the conversation.

# On the train

▶  What are they doing? Listen and write **Yes** or **No**.



▶ Look at the words. Make two sentences.

Yousif    doing    and    a picture    are    drawing  
 Kareem    is    their project    reading    Nadia    Rana  
 sleeping    Lina    a book    talking    Tariq

1. \_\_\_\_\_

Tariq is sleeping.

2. \_\_\_\_\_



▶  Listen and read.

### Rules on the school trip

Sit quietly.

Do not eat your lunch on the train.

Do not talk loudly.


Do not walk around.

Do not forget your hats and bags.



▶  Listen and say the rhyme.

We're on a school trip  
And we're having fun!  
I'm drawing, she's sleeping,  
They're writing, he's reading,  
We're on a big train  
And we're having fun!  
I'm singing, she's talking,  
They're eating, he's drinking,  
We're on a school trip  
And we're having fun!



▶ Listen and write.

## The timetable

Arrive at: \_\_\_\_\_

Activities: \_\_\_\_\_

1st \_\_\_\_\_

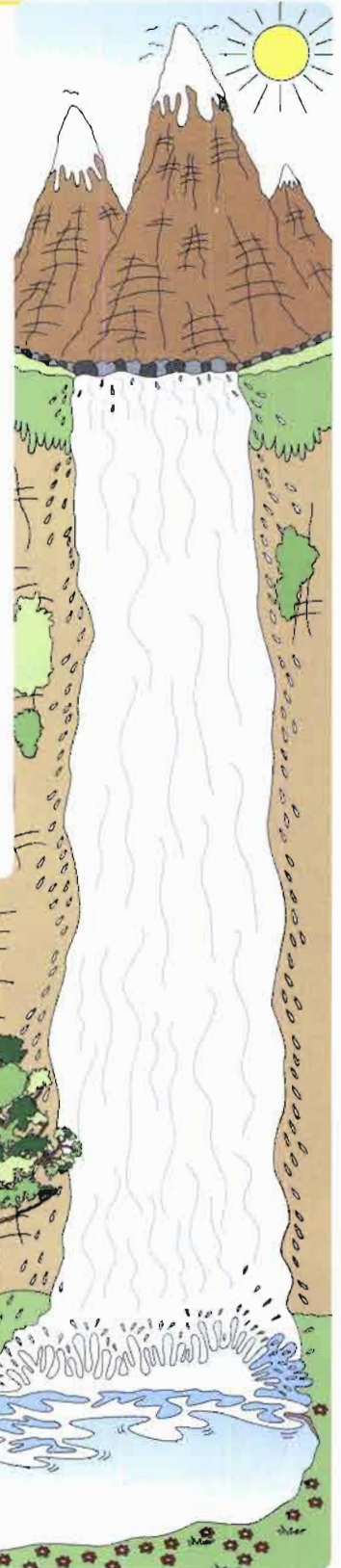
2nd \_\_\_\_\_

3rd \_\_\_\_\_

4th museum shop

Lunch at: \_\_\_\_\_

Train leaves at: \_\_\_\_\_





► Look. What can you see?

**The Waterfall Shop**

 1000 IQD	 100 IQD	 1000 IQD
 1000 IQD	 200 IQD	 3000 IQD
 700 IQD	 300 IQD	 50 IQD

► Listen to Nadia and Lina. Write what they are going to buy.

Nadia

4 postcards      200 IQD

\_\_\_\_\_

\_\_\_\_\_

\_\_\_\_\_

3000 IQD

Lina

\_\_\_\_\_

\_\_\_\_\_

\_\_\_\_\_

\_\_\_\_\_

► You have 3000 IQD. What are you going to buy?



I'm going to buy 2 mugs and a notebook and pens.



I'm going to buy cookies and a hat.

# Mountains in Iraq

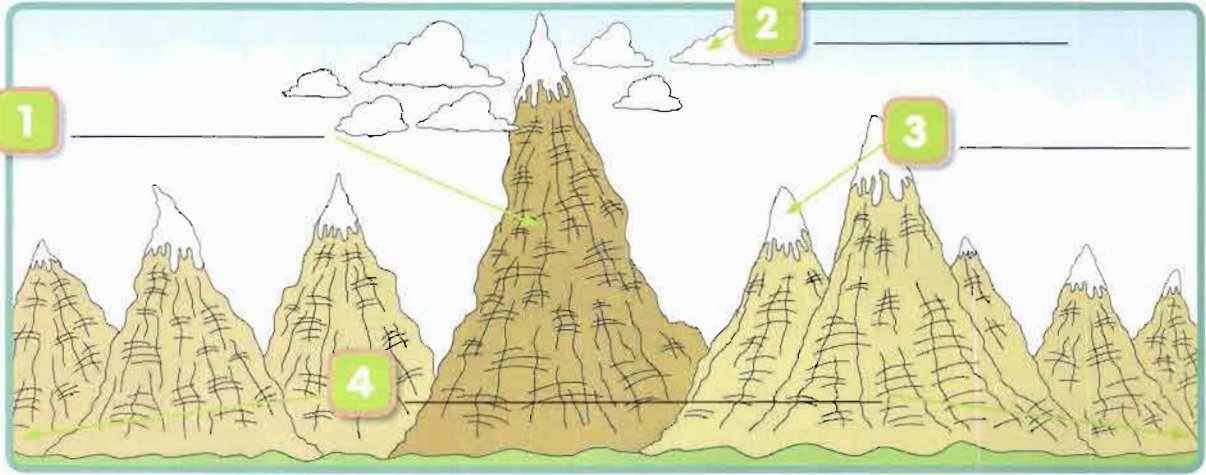
► Write the words on the picture.

snow

mountain range

mountain

clouds



► Look, listen and follow.

**Do you know the names of any famous mountains in Arabic?**



The Zagros mountain range is in the north of Iraq. The highest mountain is Cheeka Dar. It is 3,611 metres high. Halgurd is the second highest mountain.

Lots of interesting animals live in the mountains. There are also lots of beautiful plants and trees.



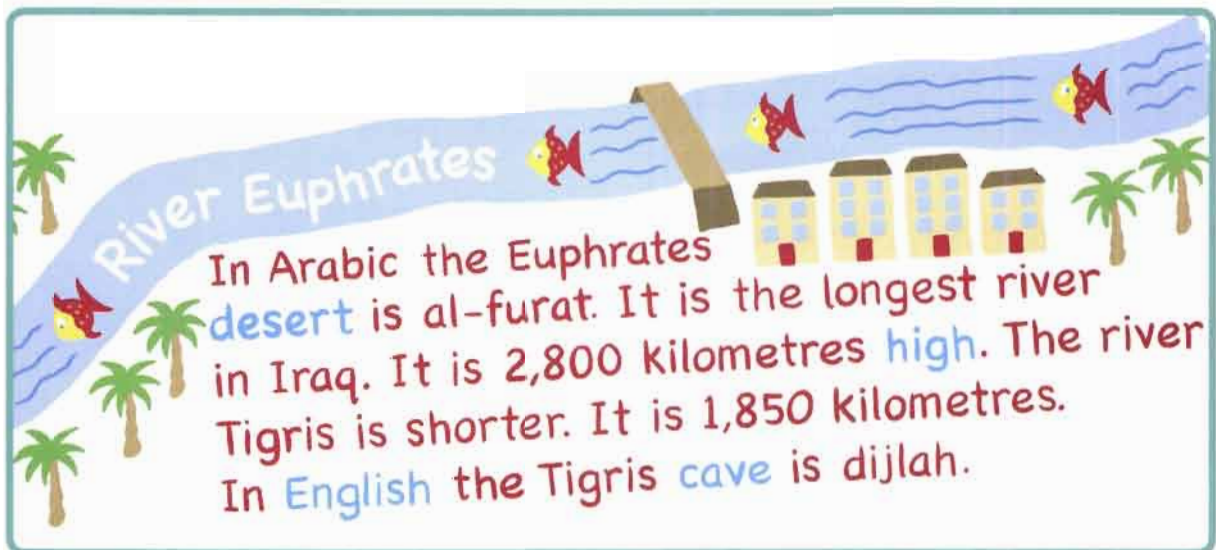
The weather is different to other places in Iraq, because the mountains are very high. In the winter, it is very cold and snowy. In the summer, it is mild and dry.

► What can you see? Tick (✓) the words.



river     city     tall buildings     desert   
bridge     ruin     mountain     cave   
waterfall     lake     trees

► Look at Class 3's mini project about rivers in Iraq. Look at the blue words. What's wrong?






► Write Class 3's mini project again and draw pictures. Try to get a red rosette!



# Higher and highest

▶ Look, listen and point.



high

higher

highest

cold

colder

coldest

▶ Say the sentences.

A is high.

B is higher.

C is the highest.

A is cold.

B is colder.

C is the coldest.

▶ Look at the pictures. Write the words.


big

old

tall

long

small



▶  Listen, look and tick (✓) **Yes** or **No**.

- 1 A cow is bigger than a cat. Yes  No
- 2 A tree is taller than a man. Yes  No
- 3 A bus is smaller than a car. Yes  No
- 4 My grandpa is older than my baby sister. Yes  No
- 5 A rubber is longer than a pencil. Yes  No
- 6 An elephant, a monkey and a crocodile – a crocodile is the biggest. Yes  No
- 7 An apple, a banana and an orange – a banana is the longest. Yes  No

▶ Say and write **Yes** or **No**.



A train is bigger than a bike.

Yes, it's bigger.




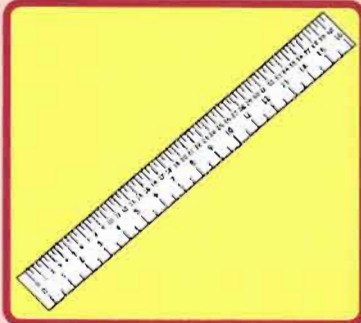





	You	Your friend
A train is bigger than a bike.	Yes	Yes
A toe is longer than an arm.		
I am older than my mum.		
An ant is smaller than a mouse.		
A giraffe is taller than a mountain.		
Which is the biggest – a car, a truck, a train?		
Which is the smallest – a head, an eye, an ear?		

# Let's play a game

▶ Play with a partner. Make sentences.

**Pupil A**



**A**



The red apple is bigger than the yellow apple.

**B**



Yes, it is. 1 point.

▶ Check!

big bigger **biggest**

small smaller **smallest**

long longer **longest**







short shorter **shortest**

**B**

The green apple is the biggest.

**A**

Good! 1 point for you.

**Pupil B**

▶ Count your points.

Pupil A

Pupil B

▶ Who is the winner? Tick (✓).

I am.

My friend is.

## Rami and the School Trip

▶ Listen, look and read.

1 Suzan and Rami are excited this morning. They're going on a school trip. They are going to a museum. They're going on a big bus.




2 They get up at 6.30. They have breakfast. They have eggs, bread, cheese and apple juice. Their backpacks are by the door.



3 The bus comes. Everyone jumps on the bus. The teacher talks about the rules on the school trip.




4 The teacher gives everyone a timetable.





At 1 o'clock, everyone has lunch in the museum café. But where is Rami? The teacher calls loudly, 'Rami, Rami'. The children shout loudly, 'Rami, Rami!' Suzan is crying.

5



At 2 o'clock, Rami comes back. He has a big smile on his face and is carrying the head of a big gold lion.

6



7 Then everyone has a big surprise!

7



After lunch, the children go to the museum shop to buy presents. They look at all the things on the shelves and think about how much money they have.


8





# Wh- questions

► Look, read and match.


1   
**who**

2   
**what**

3   
**when**

4   
**where**

5   
**how**

6   
**why**

1 who is a person

       means because

       is a number  
is the way we do  
something

       is a time

       is a place

       is a thing or an animal

► Read, match and write the numbers.

**Questions**

- 1 How do you go to school?
- 2 Why are you wearing a hat?
- 3 Where is the library?
- 4 When do you wake up?
- 5 Who is the tall man?
- 6 What are these?

**Answers**

- He is my brother.
- At 7 o'clock.
- By bus.
- Because it is cold.
- They're sweets.
- It's next to the school.

►  Listen and check your answers.

► Let's practise.



Who is the little girl?



She's my sister.

**Questions**

- |  |  |
|--|--|
| Who   big boy <input type="checkbox"/> | Where   supermarket <input type="checkbox"/> |
| What   these <input type="checkbox"/>  | Why   wearing boots <input type="checkbox"/> |
| How old   you <input type="checkbox"/> | When   go to bed <input type="checkbox"/>    |

**Answers**

- |             |           |           |
|-------------|-----------|-----------|
| 1 cold      | 2 brother | 3 cookies |
| 4 8 o'clock | 5 school  | 6 10      |

# Yesterday

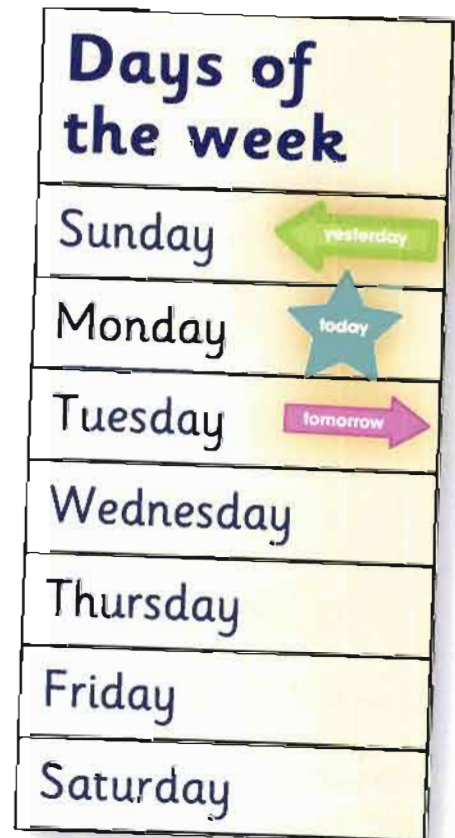


► Look, read and make your chart.

- 1 **First**, draw a rectangle and draw 7 lines.
- 2 **Then**, write 'Days of the week' in the top rectangle.
- 3 **Next**, write 'Sunday' in the second rectangle.
- 4 **After** that, write all the other days.
- 5 **Then** make 2 arrows and a star.
- 6 **Next**, write **yesterday**, **today** and **tomorrow**.
- 7 **Finally**, put the arrows and the star next to the days of **your** week.



You need

Paper  
Crayons  
Scissors  
Ruler



► Now make your own chart.

► Read, match and write the numbers.



- 1 Her next lessons were English and science. For lunch she had a sandwich and juice. At 2 o'clock it was time to go home.
- 2 After PE, it was break time. Muna played with her friends. They climbed up the ladder and went down the slide.
- 3 At home, Muna played with her friends and did her homework. She went to bed at 8 o'clock.
- 4 Yesterday, Muna went to school on the bus. Her first lesson was maths.

► Read and write the verbs.

I **go** to school. Yesterday, I **went** to school. **go** **went**

My first lesson is maths. Yesterday, my first lesson was maths.

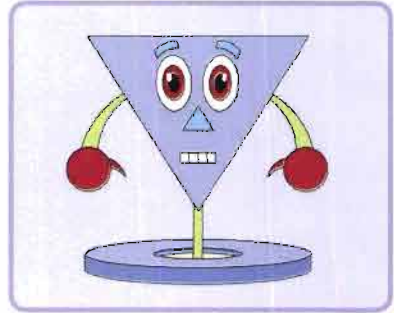

I play with my friends. Yesterday, I played with my friends.

I do my homework. Yesterday, I did my homework.

► Listen and say.

# Question monster game

▶ Listen and point. Play the game.



when

who

how

Yesterday

On Monday

On Friday

On Sunday

a boy

a girl

a monkey

a mouse

a cat

quickly

slowly

loudly

carefully

1



When?

On Monday



2



Who?

a cat




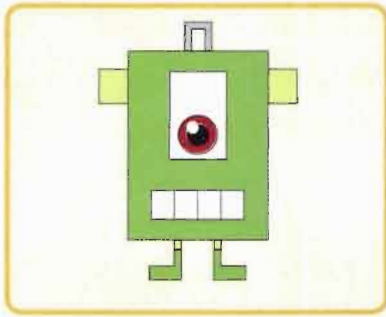

3



How?

slowly





**what**

**where**

**why**

ate an ice-cream  
ate some cheese  
made a cake  
drank some milk  
ate a banana

in the classroom  
in the kitchen  
in the garden  
in the zoo  
in the living room

because he/she/it  
was hungry  
because he/she/it  
was thirsty

4



What?

ate an ice-cream



5



Where?

in the kitchen



6



Why?

because it was hungry!



# Nadia's grandma

▶  Listen and read.



I was tall. I had long, black hair.



You were pretty.



I played skipping at school.



You were good at skipping.



I always did my homework.



You were a good pupil.

▶  Listen again and say.



► Read about Nadia's grandpa.

When he was 10, Nadia's grandpa had short, brown hair. He was a good pupil and he always did his homework. He played football at school with his friends. He was good at football.



► Write and talk with your partner.

**Pupil A**

You are Nadia's grandpa.



\_\_\_\_\_ tall.  
\_\_\_\_\_ short, brown hair.

\_\_\_\_\_ football  
at school.

I always did my homework.

**Pupil B**

You are Nadia.




\_\_\_\_\_ strong.

\_\_\_\_\_ good at football.

\_\_\_\_\_ a good pupil.

# At the cinema

▶  Listen and look.



▶ Look at the picture. Find these things and tick (✓).

popcorn

funny

film

good robot

ice-cream

bad robot


▶  Now listen again and say.

► Read Yousif's email.

To: Nadia  
Subject: The Cinema



Hi Nadia  
Yesterday, I went to the cinema. I went with my mum, dad and brother. I saw a film about robots in a race. It was very funny. The good robot won the race. I had an ice-cream and popcorn. It was a great day!  
Yousif



► Read the email again and find the answers.

- 1 Where did he go? \_\_\_\_\_
- 2 What did he see? \_\_\_\_\_
- 3 Who did he go with? \_\_\_\_\_
- 4 What did he have? \_\_\_\_\_
- 5 What was it like? It was a great day!

► Ask and answer.



Where did he go?

He went to the cinema.

What ...?

He saw ...

Who ...?

He went ...



# Where did you go?

▶  Listen and say the rhyme.



## Where did you go?

Where did you go?

I went to the zoo.

What did you see?

I saw elephants, and monkeys, too.

Who did you go with?

I went with Ali.

When did you go there?

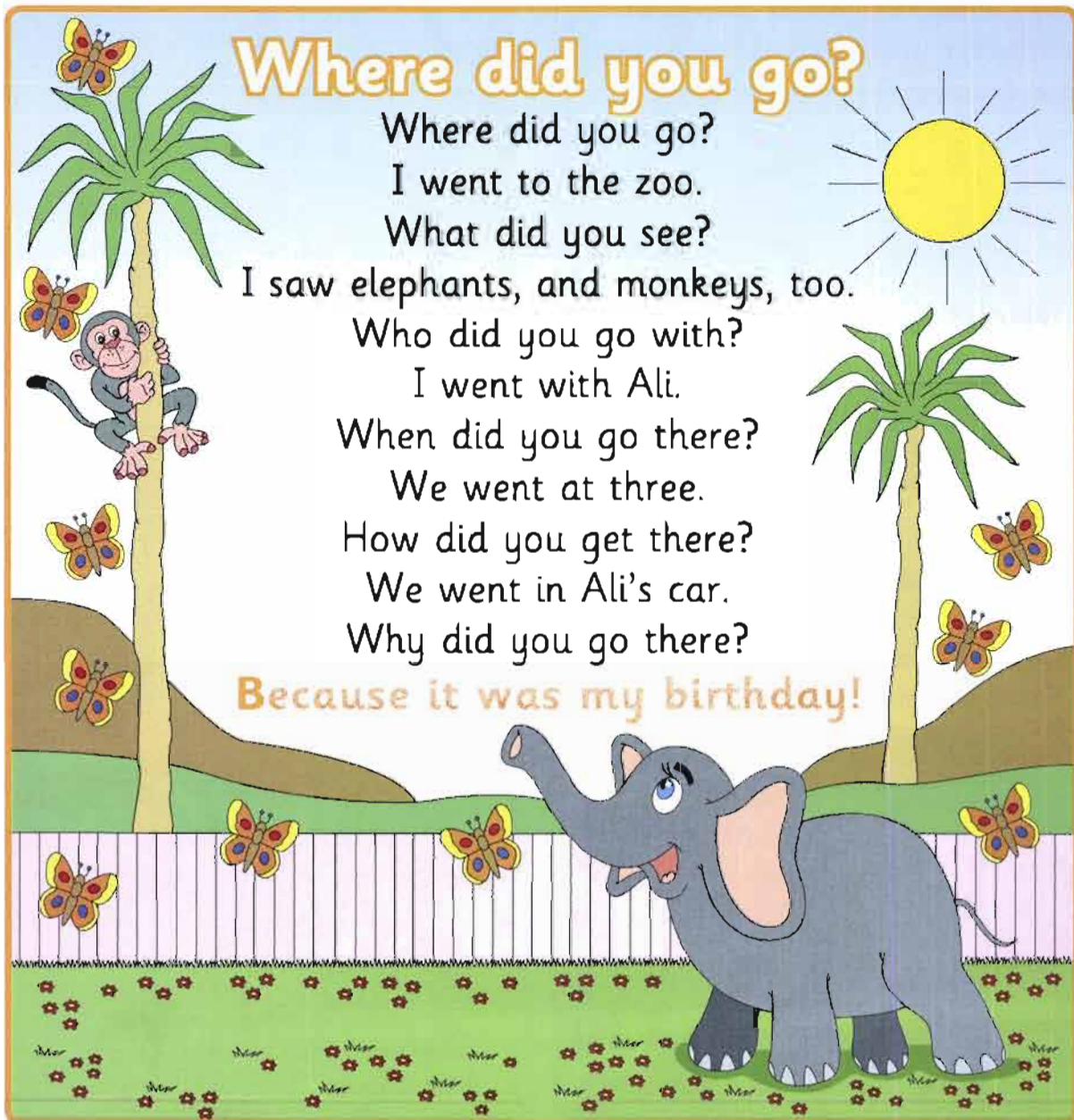
We went at three.

How did you get there?

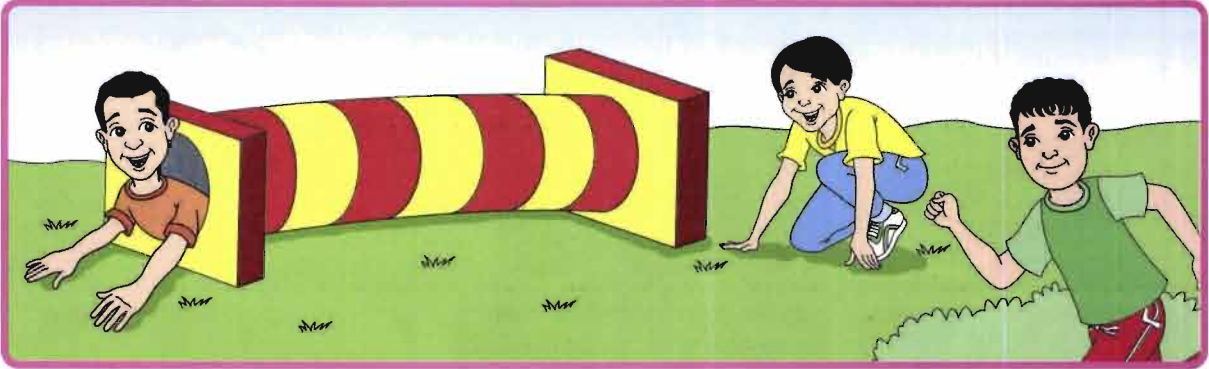
We went in Ali's car.

Why did you go there?

Because it was my birthday!



► Find the words and write.




- |  |                                  |                                 |
|--|----------------------------------|---------------------------------|
| <input checked="" type="checkbox"/> 1 went | <input type="checkbox"/> climbed | <input type="checkbox"/> walked |
| <input type="checkbox"/> was               | <input type="checkbox"/> had     | <input type="checkbox"/> played |
| <input type="checkbox"/> crawled           | <input type="checkbox"/> went    | <input type="checkbox"/> went   |

Yesterday, I <sup>1</sup> went to the playground with my friends, Tariq and Kareem. It <sup>2</sup> \_\_\_\_\_ fun! We <sup>3</sup> \_\_\_\_\_ football and did running races. Then, we <sup>4</sup> \_\_\_\_\_ along the bars very carefully. I <sup>5</sup> \_\_\_\_\_ up the ladder and <sup>6</sup> \_\_\_\_\_ down the slide. I <sup>7</sup> \_\_\_\_\_ through the tunnel. We <sup>8</sup> \_\_\_\_\_ a picnic with sandwiches and lemonade. Then, we <sup>9</sup> \_\_\_\_\_ home.

►  Listen to Yousif and check your answers.

# There was ... / were ...

► Look and remember! You have 30 seconds!



► Cover the pictures and read these words.

books

egg

river

slide

socks

cookies

swing

mug

sandwich

stones

race

oranges

► Read the rules.

### Game rules

1. **Do not** look at the pictures.
2. Make sentences.
3. Use 'There was ...'  
or 'There were ...'
4. 1 point for each sentence
5. Count your points.

### Let's check

There | was a book.  
          | were books.

There | was an apple.  
          | were apples.

► Ask and answer.



There was ...



Yes, 1 point.



There were ...



Yes, 1 point for you.

Pupil A	Pupil B

► Who is the winner? Tick (✓).


Pupil A.

Pupil B.

## The Little Brown Bird

▶  Listen, look and read.

Many years ago, there was a little brown bird that lived at the top of a tall, tall tree. 1



It was a happy little bird and it sang loudly and its song was beautiful. 2




Winter came, the snow came and a cold wind blew. It got colder and colder. 3



A father and son were travelling a long way to their home. They had nowhere to stay. 4



The father made a small fire with sticks and both went to sleep on the cold ground. 5





The fire started to go out. A hungry wolf saw the man and boy.

6

A tasty meal for me today! Yum, yum!



The little bird saw the wolf and saw the fire.


7

I must help. I must make the fire burn again.



The little bird flapped its wings and the fire got bigger and bigger, but the fire burnt the little bird's breast.

8



The man and boy woke up and saw the brave little bird. They thanked the little bird loudly.

9

You have saved us from the wolf!



From that day, these little brown birds have a red breast. Brave little birds!

10



## The school challenge

► Read the email from Red River School.

To: Green Tree School  
Subject: School Challenge

Dear Green Tree School,

- Please come to our school challenge.
- We are going to have 4 challenges.

◆ sports ◆ English ◆ maths ◆ art

- 11 o'clock on Tuesday, 4th April
- By bus
- 1st 2nd 3rd rosettes
- School Challenge Cup

**Please come!**



► Help the monsters answer the questions.



What is it? It's a school challenge.




When is it? \_\_\_\_\_



Where is it? \_\_\_\_\_



How are we going to get there? \_\_\_\_\_



What are the challenges? \_\_\_\_\_

► Listen to check.

▶  Listen and read.

## Remember

Kareem and Lina were first (1st) in their races.

Tariq was first (1st) in maths.

Nadia was first (1st) in English.

Lina is good at art.

▶ Tick (✓) a challenge for each pupil.

name	sports	maths	English	art
Kareem	<input type="checkbox"/>	<input type="checkbox"/>	<input type="checkbox"/>	<input type="checkbox"/>
Tariq	<input type="checkbox"/>	<input type="checkbox"/>	<input type="checkbox"/>	<input type="checkbox"/>
Nadia	<input type="checkbox"/>	<input type="checkbox"/>	<input type="checkbox"/>	<input type="checkbox"/>
Lina	<input type="checkbox"/>	<input type="checkbox"/>	<input type="checkbox"/>	<input type="checkbox"/>
You	<input type="checkbox"/>	<input type="checkbox"/>	<input type="checkbox"/>	<input type="checkbox"/>
Your friend	<input type="checkbox"/>	<input type="checkbox"/>	<input type="checkbox"/>	<input type="checkbox"/>

▶ Complete the sentences.

- 1 Kareem is going to do the \_\_\_\_\_ challenge.
- 2 Who \_\_\_\_\_ the art challenge?
- 3 I am going to do the \_\_\_\_\_ challenge.
- 4 My friend is \_\_\_\_\_ the \_\_\_\_\_ challenge.

▶ Listen and read.

### The Challenges

#### Maths

1

- Draw a square, a triangle, a rectangle.
- The teacher will tell you how big or small.

#### Sports

2

- 2 races:
  - Running 100 metres.
  - Ball and bucket race.

#### English

3

- Match pictures and words.
- Spell words.

#### Art

4

- Read about a place.
- Draw a picture.

▶ What do you need? Match.



You need:

- a picture dictionary
- a pencil
- a rubber



You need:

- a ruler
- a pencil



You need:

- a pencil
- crayons
- a rubber



You need:

- a T-shirt
- trainers
- a small ball

▶ Which challenge do you like best?

---

▶  Listen to the conversations and match the numbers.

	What do I need for maths?	For maths, you need _____.	
	What do I need for sports?	For sports, you need _____.	
	What do I need for English?	For English, you need _____.	
	What do I need for art?	For art, you need _____.	

- 1 a ruler and a pencil
- 2 a T-shirt, trainers and a small ball
- 3 a picture dictionary, a pencil and a rubber
- 4 a pencil, crayons and a rubber

▶ Practise the conversations.

# What do they need?

► Look and say.

maths challenge



English challenge



sports challenge



art challenge



► Write the words.

Let's remember!

he has ...  
she has ...

he needs ...  
she needs ...

Tariq

a pencil, a rubber

a ruler

Nadia



Kareem



Lina



► Listen and check.

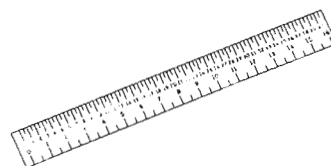
▶  Listen and say the rhyme.

Let's say!



Have you got **a** ruler?

Yes, I have.



Have you got **a** ruler?

No, I haven't, but I need **a** ruler.  
Can I borrow yours?




Yes, here you are.

Thank you!



Have you got **any** crayons?

Yes, I have.



Have you got **any** crayons?

No, I haven't, but I need **some** crayons.  
Can I borrow yours?



Yes, here you are.

Thank you!

▶ Say the rhyme again. Ask and answer.

Pupil A

ruler

T-shirt

trainers

pencil

Pupil B

rubber

ball

picture  
dictionary

crayons

▶  Listen and read.

After the School Challenge, the children's teacher asked them to make a poster about **must** and **mustn't**.

▶ Read Lina's and Yousif's own rules. What do you think? Write **Yes** or **No**.

I mustn't talk in a test.



I must drink lemonade.

I must clean my teeth.

I mustn't listen to my teacher.


I must help Lina and my family.



I mustn't shout in class.

I must eat cookies every day.

I must pray.

▶  Listen to Lina and Yousif talking about their posters.



▶ Listen and read. Make your poster.

This is my group's poster about **must** and **mustn't**. These are our ideas. What are your ideas?

For **must** we use **ticks** (✓). The ticks are **green**. For **mustn't** we use **crosses** (X). The crosses are **red**. We use happy ☺ and sad ☹ faces too.

You need


- Paper
- Crayons
- Pencils
- Pens

Must



- ✓ help my mum and dad
- ✓ do my homework
- ✓ eat healthy food
- ✓ be good to my friends

Mustn't



- ✗ push in the playground
- ✗ eat lots of sweets
- ✗ talk loudly in class
- ✗ stand on the swing

▶ Tell another group about your poster.



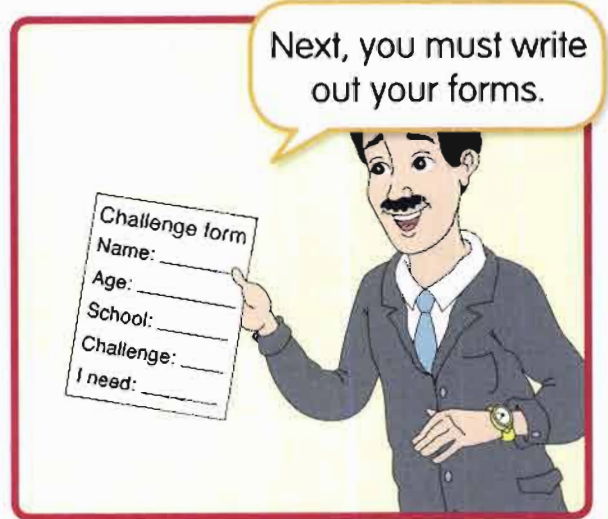
This is my poster. First, I must help my mum and dad.



Yes, we must help them.

## At the challenge

## ▶ Listen and read.



## ▶ Read Kareem's form.

Challenge form

Name: Kareem

Age: 9

School: Green Tree School

Challenge: Sports

I need: a T-shirt, a small ball, some trainers

## ▶ Write your form.

Challenge form

Name: \_\_\_\_\_

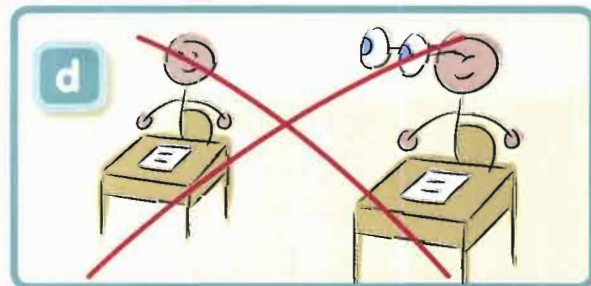


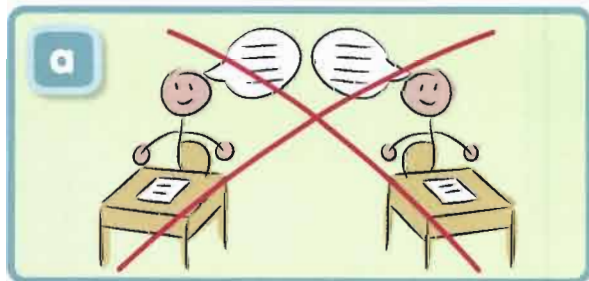
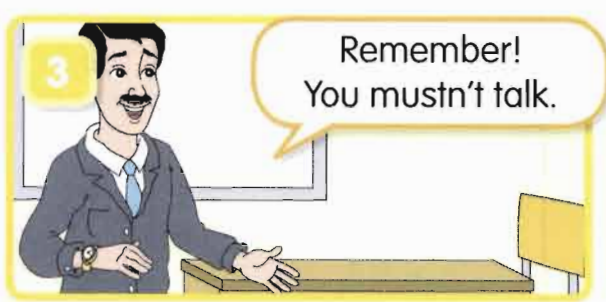

Age: \_\_\_\_\_

School: \_\_\_\_\_

Challenge: \_\_\_\_\_

I need: \_\_\_\_\_

► What is the teacher saying?



► Match. Write the answers.

1   b  

2       

3       

4       

► 🎧 Listen and check.

 Listen and read.

**Name:** Tariq  
**School:** Green Tree School  
**Challenge:** Maths

---

- 1 Draw a rectangle – 4 cm x 2 cm.
  - 2 Draw a square – 3 cm x 3 cm.
  - 3 Draw a triangle – your own size.
- 

Here are Tariq's shapes.

1



2



3

 Read and tick (✓) or cross (X). Let's check!

- 1 Use a ruler. Are the shapes correct?

• **rectangle:**

• **square:**

• **triangle:**


- 2 There are 3 points for each shape.

My score for Tariq: \_\_\_\_\_

▶  Listen and read.

**Name:** Lina  
**School:** Green Tree School  
**Challenge:** Arts

There is a high mountain and a long river between green fields. In the fields there are trees and some cows.



▶ Look at Lina's picture and answer the questions.


1 Do you like it? \_\_\_\_\_

2 Is it correct? \_\_\_\_\_

3 There are 2 points for each correct drawing.

My score for Lina: \_\_\_\_\_

# English and sport

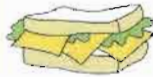
▶  Listen and read. Is Nadia correct?  
Tick (✓) or cross (X).

**Name:** Nadia  
**School:** Green Tree School  
**Challenge:** English

Match.

Spell.

sweets



r i v e r

slide



m o u n t a i n

cookies



w a t e r f a l l

swing



l a k e

sandwich



▶ Look at Nadia's challenge and answer the questions.

1 What is wrong? \_\_\_\_\_

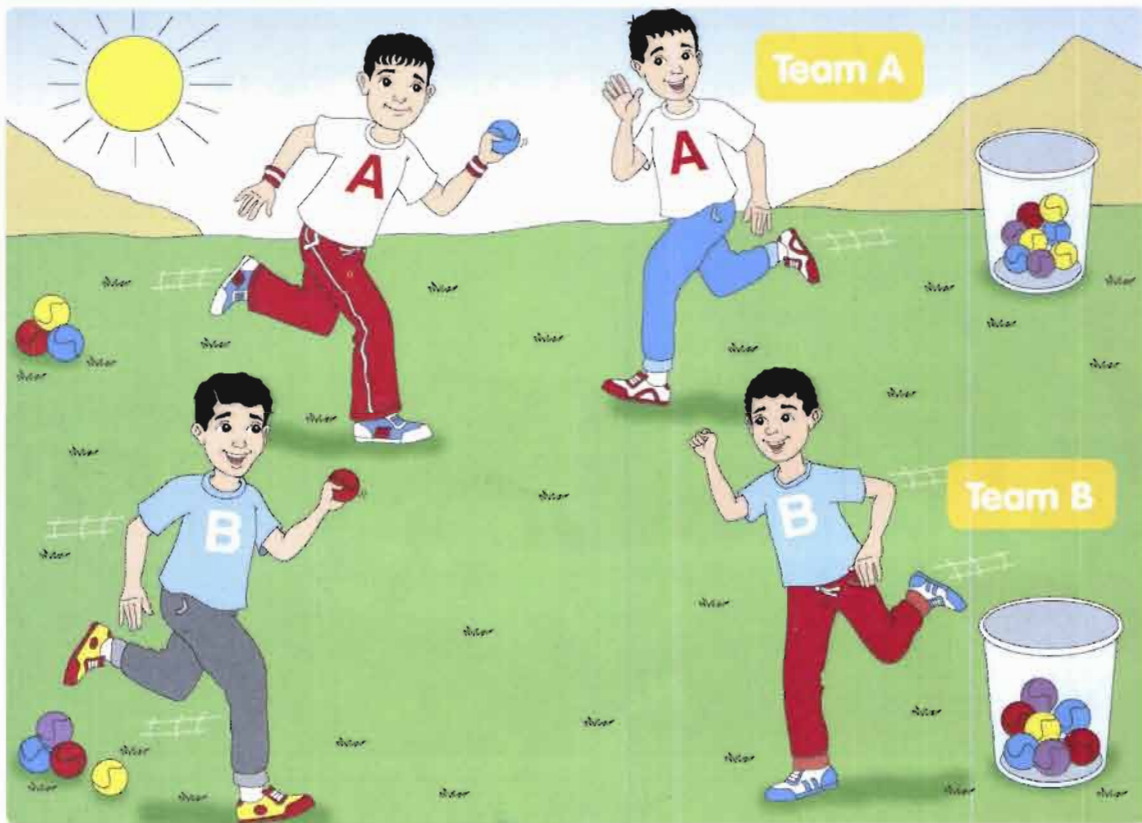
2 Give Nadia a score from 1 to 9. My score: \_\_\_\_\_

▶ Listen and read.

**Name:** Kareem  
**School:** Green Tree School  
**Challenge:** Sports

Start

Finish

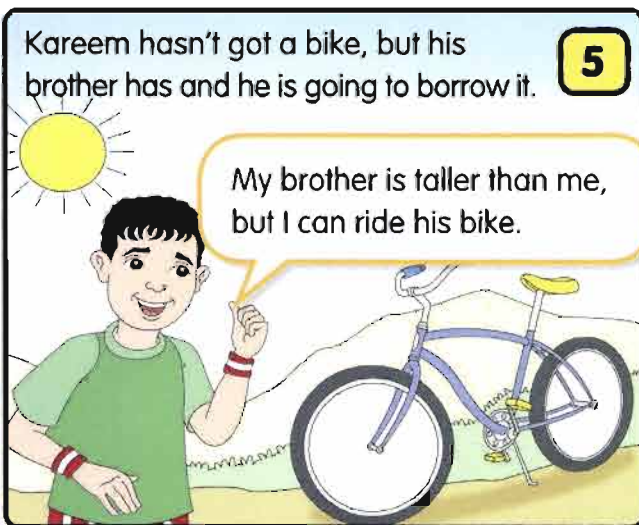




▶ Look at Kareem's challenge and answer the questions.

- 1 Which team has most balls in the bucket? \_\_\_\_\_
- 2 How many balls are there in Team A's bucket? \_\_\_\_\_
- 3 How many balls are there in Team B's bucket? \_\_\_\_\_
- 4 Give Kareem a score from 1 to 12. My score: \_\_\_\_\_

# The Big Bike Race

▶ Listen, look and read.






What do the mums and dads say?

7

You must help your friends.

You must ride carefully.

You mustn't go too fast.




It's the big day. Everyone is ready to start the race.

8



Kareem is in front. Yousif is behind him. The other children are slower.

9



10 Everyone is shouting loudly.

10

Come on Kareem!

Well done!

Hurray!



Oh no! Kareem has fallen off. Yousif is helping him.

11

Are you ok?

It was a stone.

Quickly! Let's go.



It's the finish. Who is first? It's Kareem and Yousif together! They are both first!

12



Do not talk loudly in class.



▶ Ask your partner the questions.

Pupil A

- 1 Do not talk loudly in class.
- 2 **What's the order?** is homework Yousif doing his? \_\_\_\_\_
- 3 We're going to have a \_\_\_\_\_ **WATERFALL SCARF PICNIC PROJECT**   
We're going to wear a \_\_\_\_\_ **WATERFALL SCARF PICNIC PROJECT**
- 4 **PLAY PLAYED** Yesterday, I \_\_\_\_\_ with my friends.
- 5 What day was it yesterday? \_\_\_\_\_
- 6 What do you need for the English challenge? \_\_\_\_\_
- 7 Have you got any crayons? \_\_\_\_\_
- 8 You must \_\_\_\_\_   
**CLEAN YOUR TEETH SHOUT IN CLASS PRAY HELP YOUR FAMILY**   
You mustn't \_\_\_\_\_

Sit quietly in class.



Pupil B

- 1 Sit quietly in class.
- 2 **What's the order?** is picture Nadia drawing a? \_\_\_\_\_
- 3 We're going to see a \_\_\_\_\_ **WATERFALL SCARF PICNIC PROJECT**   
We're going to do a \_\_\_\_\_ **WATERFALL SCARF PICNIC PROJECT**
- 4 **DO DID** Yesterday, I \_\_\_\_\_ my homework.
- 5 What day is it tomorrow? \_\_\_\_\_
- 6 What do you need for the sports challenge? \_\_\_\_\_
- 7 Have you got any cookies? \_\_\_\_\_
- 8 You must \_\_\_\_\_   
**PUSH ON THE SLIDE BE GOOD TO YOUR FRIENDS LISTEN TO YOUR TEACHER TALK IN A TEST**   
You mustn't \_\_\_\_\_

▶ Listen and check: ✓ = 1 point




How many points did your partner get? \_\_\_\_\_

## ▶ Match.

1	lake	a place with lots of people	<input type="checkbox"/>
2	bridge	a very dry place	<input type="checkbox"/>
3	ruin	a road over a river	<input type="checkbox"/>
4	city	a lot of water	<input type="checkbox"/>
5	desert	an old place	<input type="checkbox"/>

▶  Listen and check.

## ▶ Write the words in the correct place.

How	Who	When	Where
			
<input type="text"/>	1	<input type="text"/>	<input type="text"/>
<input type="text"/>	<input type="text"/>	<input type="text"/>	<input type="text"/>
<input type="text"/>	<input type="text"/>	<input type="text"/>	<input type="text"/>

1 my mum    2 quickly    3 my friend    4 next to the cinema

5 Tariq    6 at school    7 at home    8 today

9 yesterday    10 slowly    11 tomorrow    12 loudly

► Read, find and write the words.

looked had quickly was helped saw

1 Yesterday, we \_\_\_\_\_ an old lady crossing a busy road.

Can you help me?

First look left, then look right.



2 The children \_\_\_\_\_ the old lady to cross the road.

You must speak loudly, but you mustn't shout.



3 They crossed the road \_\_\_\_\_ but safely. They were next to an ice-cream shop.

Thank you! Do you like ice-cream?

Yes, we do!



4 The children \_\_\_\_\_ at all the ice-cream flavours. What do you think they will choose?

I'm going to buy ice-creams for us!

Yummy!



5 Lina \_\_\_\_\_ a mango ice-cream. Youisif wanted a chocolate one.

This is great!



6 Then it \_\_\_\_\_ time to go home.

You must come and see me.





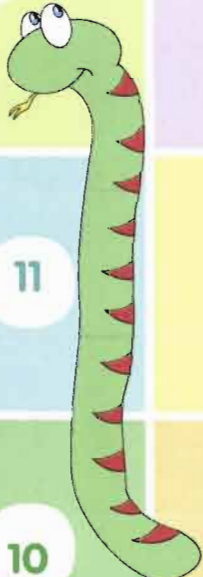




We're going to come every week and have ice-cream!



► Listen and check.

► Can you tell the story to your partner?

► Look, play and say.

<p>What sound does 'ph' make?</p> <p>30</p> 	<p>29</p> 	<p>28</p>	<p>27</p> 	<p>26</p>
<p>21</p> 	<p>22</p> <p>What sound does 'igh' make?</p>	<p>Say a word that has 'ph'.</p> <p>23</p>	<p>24</p> <p>Say 'high'.</p>	<p>25</p>
<p>20</p> 	<p>19</p>	<p>18</p> 	<p>How do you say '-ly' (quickly)?</p> <p>17</p>	<p>16</p>
<p>11</p>	<p>12</p>	<p>13</p>	<p>14</p> 	<p>15</p>
<p>10</p>	<p>9</p> <p>What sound does 'sh' make?</p>	<p>8</p> <p>Spell a word with 'ee'.</p> 	<p>7</p> 	<p>6</p>
<p>1</p>	<p>2</p>	<p>3</p>	<p>4</p> <p>What sound does 'ch' make?</p>	<p>5</p>

# Your Dictionary

## Unit One

a lot of

after

age

along

around

balance

bars

best

big

bottom

caught

chewing

clever

climb

cookies

crawling

down

fast

favourite

## الوحدة الأولى

الكثير من

بعد

عمر

على طول

حول

يتوازن، ميزان

حواجز، قضبان

الأفضل

كبير

أسفل أو قاع

أمسك

يمضغ، يلوک

ماهر، بارع

يتسلق

كعك مُحلى

يزحف

أسفل

سريع

المفضل

free	حر
grade	مرحلة
great	عظيم
hear	يسمع
help	يساعد
hide	يختبئ
hold	يمسك
ladder	سلم
last	الأخير
laugh	يضحك
long	طويل
middle	وسط
old	قديم
once	ذات مرة
paintbrush	فرشاة طلاء
partner	شريك
playground	ملعب
push	يدفع
roar	زئير الأسد، يزار
rule	قاعدة، قانون، يحكم
run	يركض
short	قصير

small  
spin  
stand  
start  
sweeping  
tall  
through  
timetable  
together  
tomorrow  
top  
tunnel  
walk  
whose  
young

صغير  
يدور بسرعة  
يقف  
يبدأ  
يكنس  
طويل (للأشخاص)  
من خلال  
جدول مواعيد  
سويه  
غدا  
قمة  
نفق  
يمشي  
لمن  
صغير (السن)، ناشئ

## Unit Two

boring  
capital  
children  
city  
country

## الوحدة الثانية

ممل  
عاصمة  
أطفال  
مدينة  
بلد



delicious	لذيذ
desert	صحراء
dry	جاف
east	شرق
easy	سهل
Euphrates	الفرات
famous	مشهور
field	حقل
geography	الجغرافيا
grow	يزرع
hundred	مائة
information	معلومة
language	لغة
map	خارطة
mild	معتدل
minute	دقيقة
north	شمال
oil field	حقل نفط
on foot	سيرًا على الأقدام
picnic	نزهة وأكل في الهواء الطلق
population	سكان
quieter	أكثر هدوءًا

remember  
river  
safe  
scary  
shopping  
simple  
size  
snow  
south  
stream  
thousand  
Tigris  
try  
village  
weather  
west  
wet  
wind  
world

يتذكر  
نهر  
آمن  
مخيف  
تسوق  
بسيط  
حجم  
ثلج  
جنوب  
مجرى  
ألف  
دجلة  
يحاول  
قرية  
طقس  
غرب  
رطب  
ريح  
العالم

chart	مخطط أو رسم بياني
cry	يبكي
drive	يقود، يسوق
float	يطفو
forest	غابة
forget	ينسى
get up	ينهض
guffa boat	قفة (زورق صغير جدا مطلي بالقيير)
interesting	ممتع، مسلي
leave	يغادر
mini project	مشروع صغير
mug	كوب كبير
museum	متحف
present	هدية
quiet	هادئ
range	سلسلة
ruin	يدقر، دمار، خراب
sand	رمل
seaside	شاطئ البحر
sleep	ينام
strawberry	فراولة
surprise	مفاجأة، مباغتة، يفاجئ

shouting

يصيح

skipping

التجاوز

stall

كشك

sunny

مشمس

team

فريق

wear

يلبس

## Unit Four

## الوحدة الرابعة

date palm

شجرة النخيل

full stop

نقطة

together

سوية، معًا

## Unit Five

## الوحدة الخامسة

ancient

قديم

arrive

يصل

backpack

حقيبة ظهر

beautiful

جميل

boot

جزمة

bracelets

أساور

bridge

جسر

building

مبنى

cave

كهف

popcorn

الفشار

pretty

جميل

question mark

علامة استفهام

regular

منتظم، عادي، متناسق

save

ينقذ

scissors

مقص

silent

صامت

smile

يبتسم

something

شيء ما

spoon

ملعقة

stick

عصا

tasty

طيب المذاق

travel

يسافر

turn

دور

what

ما، ماذا

when

متى

where

أين

who

من

why

لماذا

wings

أجنحة الطائر أو الطائرة

yesterday

أمس

trip	رحلة، سفرة
vote	ينتخب
vowel	حرف علة
waterfall	شلال
winner	فائز

## Unit Six

always	دائما
arrow	قوس
blew	عصف، هب، نفخ
brave	شجاع
breast	صدر
burnt	احترق
congratulations	تهاني
fire	نار
flap	(جناح الطائر) يرفرف
funny	مضحك
ground	أرض
how	كيف
meal	وجبة أكل
paint	يلون
person	شخص

## الوحدة السادسة

## Unit Seven

badge  
borrow  
both  
bucket  
challenge  
dear  
dictionary  
fallen  
holiday  
hurry  
idea  
night  
score  
shape  
test  
well done

## الوحدة السابعة

شارة  
يستعير  
سويه  
دلو  
تحدي  
عزيز  
قاموس  
ساقط  
عطلة  
يسرع  
فكرة  
ليل  
نتيجة  
شكل  
اختبار  
منجز بشكل دقيق